



Application Manual
International Master in
Sustainable and Innovative
Natural Resource Management
SINReM

Version September 2023

Dear applicant,

You want to apply for admission to the **International Master in Sustainable and Innovative Natural Resource Management (SINReM)** programme intake September 2024.

Please read this manual well and follow its instructions while completing the application form. In case something is not clear, contact sinrem@ugent.be.

Application deadlines:

- The deadline for all applicants to submit the application form if applying for an Erasmus Mundus scholarship for intake September 2024 is **28 February 2024**.
- The deadline for non-EEA* and non-Swiss applicants to submit the application form as a self-funding student or if applying for an EIT AVSA scholarship for intake September 2024 is **28 February 2024**.
- The deadline for EEA* and Swiss applicants to submit the application form as a self-funding student or if applying for an EIT AVSA scholarship for intake September 2024 is **31 May 2024**.

*European Economic Area: Member States of the European Union (EU) and Iceland, Liechtenstein and Norway

Step 1: Getting access to the application portal

Visit <https://sinrem.eu/admission-applying/> to find out if you are eligible to apply for the academic admission and/or a scholarship for the SINReM programme. Complete the questions on the webpage **honestly** to get access to the Application Portal. **The Portal will open on Monday 2 October 2023.**

Apply here

I meet the English language requirements.	<input checked="" type="checkbox"/>
I have obtained the equivalent of at least 10 ECTS credits chemistry and 15 ECTS credits physics/mathematics.	<input checked="" type="checkbox"/>
I have a bachelor degree in a field relevant for the SINReM programme.	<input checked="" type="checkbox"/>
I obtained very good or excellent grades.	<input checked="" type="checkbox"/>
I will be officially graduated by 28th February 2024.	<input checked="" type="checkbox"/>

You will be considered for an Erasmus Mundus or AVSA scholarship and for academic admission to the SINReM programme.

[Continue to Portal](#)

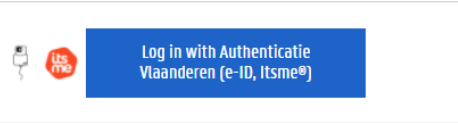
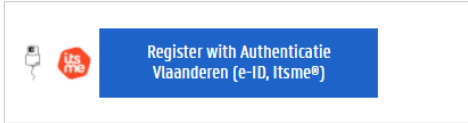
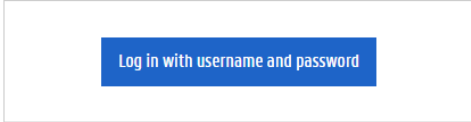
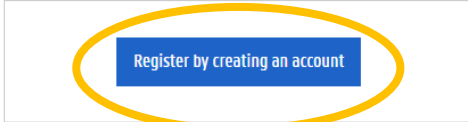
Step 2: Creating an account on the Application Portal

In case you visit the application portal for the first time, select 'Register by creating an account'.

In case you already created an account, click 'Log in with username and password'.

In case you possess a Belgian eID, click 'Register with Authenticatie Vlaanderen'.

Welcome at Ghent University

Existing user	New at Ghent University?
	
OR	OR
	

When you log in with Authenticatie Vlaanderen, we will obtain your Belgian National Register number, first name and surname. From Databank Hoger Onderwijs (DHO) we will also obtain your place and date of birth, gender, nationality and address. This data is processed in accordance with our privacy policy (<https://www.ugent.be/en/administration/privacy>). We advise you to log in with Authenticatie Vlaanderen. Be sure to do so if you registered this way or if you want to enrol online.

Enter your e-mail address and complete the captcha.

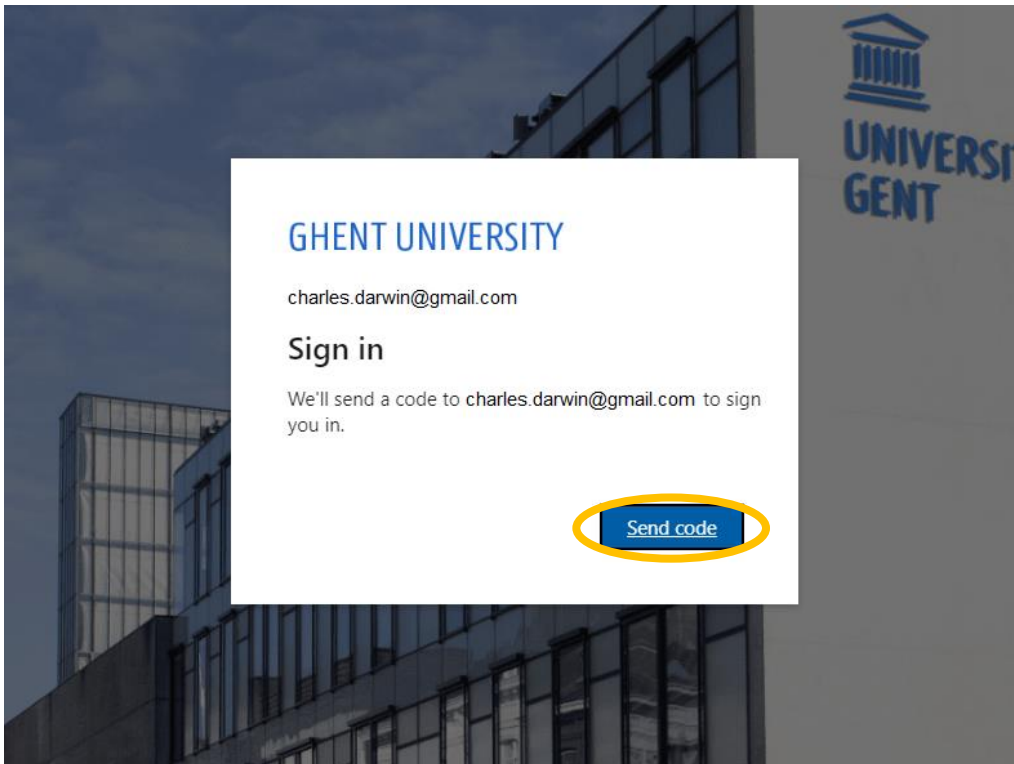
Click 'Register'.

New account

Fill in the captcha and your email address in the fields below, and then click the button 'Register' to log in. Depending on your email address, you will find yourself in one of these situations:
→ If you have a Microsoft school or work account, or a personal Microsoft account (for example Hotmail, Live or Outlook), you can log in with that account.
→ If you have a Google account, log in with Google.
→ In any other case, you will receive a mail with a code. Fill in this code in the UGent log in screen.

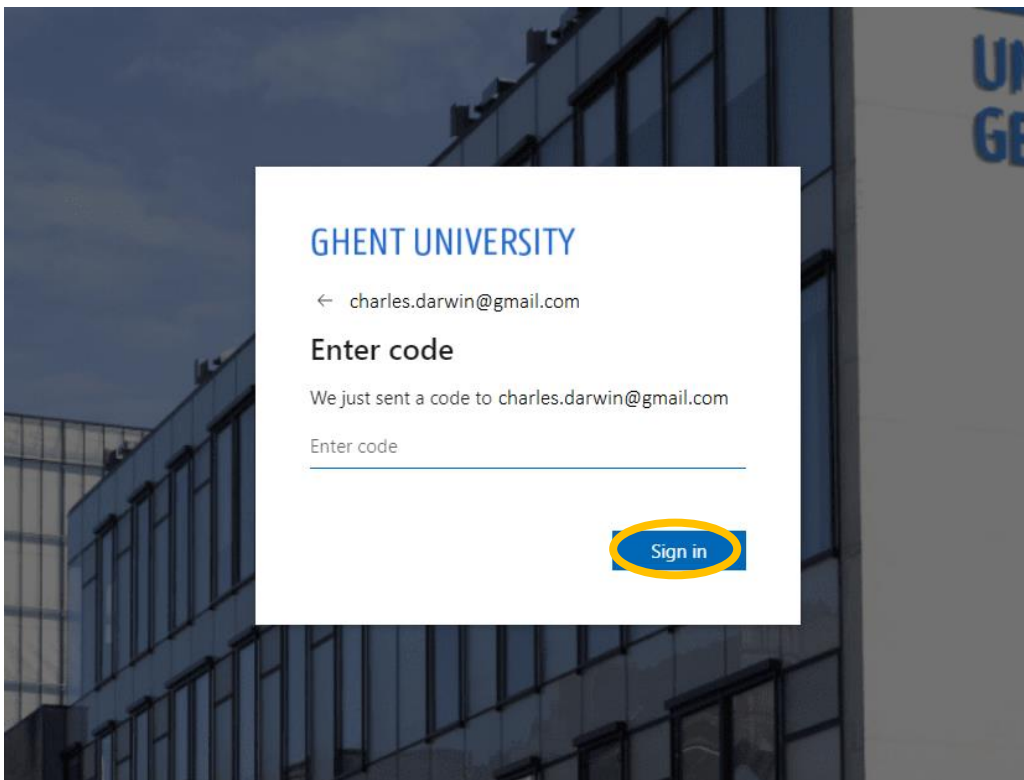
E-mail *	<input type="text" value="charles.darwin@gmail.com"/>
	
I am not a robot *	<input type="text" value="wdj"/>
	<input type="button" value="Cancel"/> <input (circled="" in="" type="button" value="Register" yellow)"=""/>

Click 'Send code'.

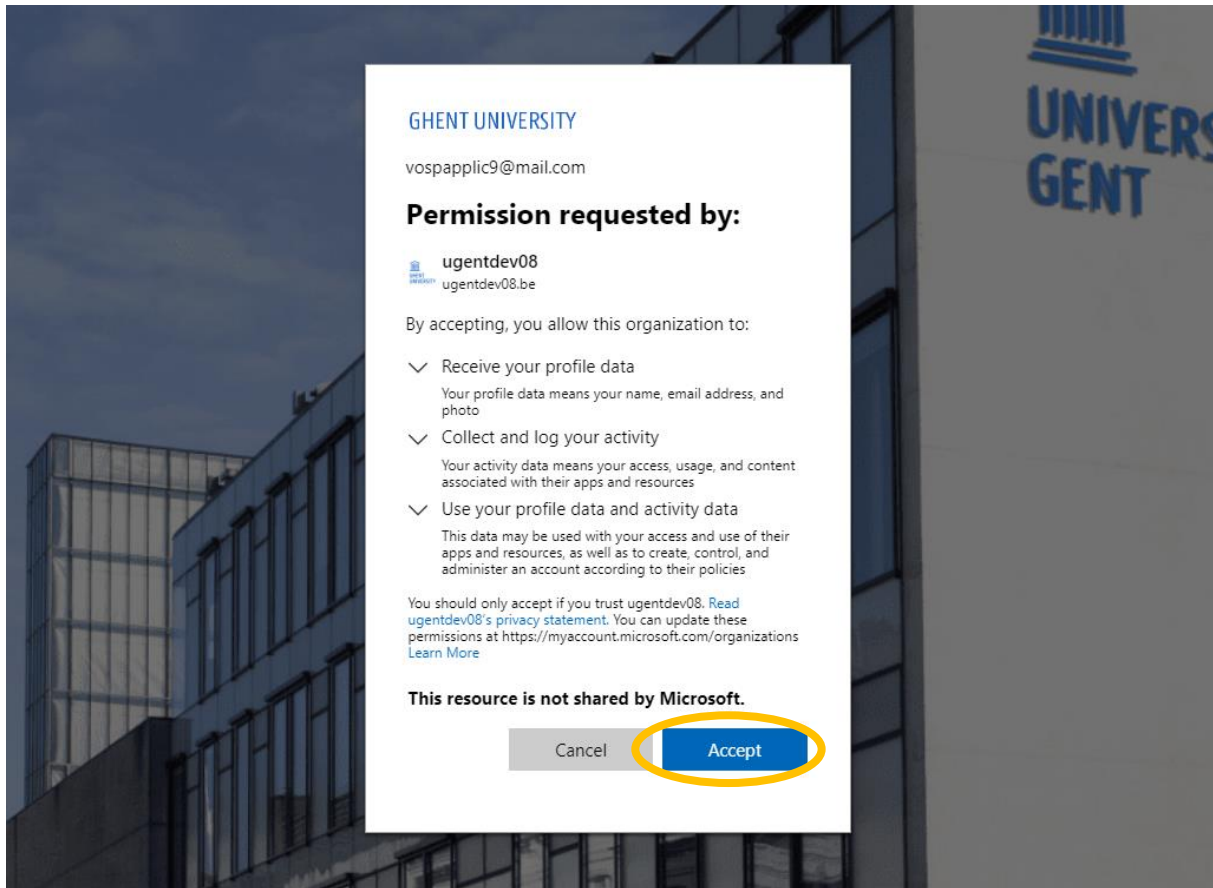


A code was sent to your e-mail address.

Enter this code and click 'Sign in'.



Click 'Accept'.



Complete your personal information.

Fields with an asterisk* are mandatory.

The Belgian Social Security Number is not a mandatory field and you can leave this blank.

Do not forget to take note of the Generic code of conduct for the processing of personal data and confidential information at Ghent University and the Ghent University privacy statement.

Click 'Save and continue'.

[Registration](#) > [Personal information](#)

Personal information

First name	<input type="text" value="Charles"/>
Preferred name 	<input type="text" value="Charles"/>
Surname *	<input type="text" value="Darwin"/>
Sex (as on your ID) *	Male ↓
Date of birth *	<input type="text" value="22/05/2000"/> 
Country of birth *	United Kingdom ↓
Place of birth *	<input type="text" value="London"/>
Nationality *	British ↓
Belgian Social Security Number	<input type="text"/>
Title	Mr ↓
Correspondence language *	English ↓

I have taken note of the [Generic code of conduct for the processing of personal data and confidential information at Ghent University and the Ghent University privacy statement.](#)

[save and continue](#)




Complete your contact details.

Skype is not a mandatory field and you can leave this blank.

Click 'Save and continue'.

[Registration](#) > [Contact details](#)

Contact details

Mobile * (eg. +32477589632)	<input type="text" value="+32477589632"/>
Personal e-mail address	<input type="text" value="charles.darwim@gmail.com"/>
Skype	<input type="text"/>
back to overview previous save and continue	

Complete your residence address.

Check the correspondence address box.

Before your arrival in Belgium, no postal mail will be sent to you. All documents and certificates will be sent by e-mail.

After your arrival in Belgium, you can change your correspondence address in order to receive university-related postal mail in Belgium.

Click 'Save and continue'.

Fill in your permanent address. Indicate whether this is your correspondence address.
If this is not the case, you will have to fill in your residence address in the next step.

Registration > Addresses > Add residence address

Residence address

Correspondence address

Check this box if this address is your correspondence address. Ghent University sends all documents to the correspondence address by default. If your residence address is not your correspondence address, then you must you enter your residence address in Belgium.

Country * **United Kingdom** ↓

Street High Street

House Number 12

Box or Room b

Postal Code/City * W2 4QW-London


This list shows al the postal codes and cities in our database. If your postal code and city are not listed, please fill in this information below, in "postal code (other)" and "city (other)".

Postal Code (other)

City (other)

PO box

Building

[back to overview](#) [previous](#) **save and continue** 

Check your personal information and click 'Confirm registration'.

[Registration](#) > Confirm registration

Confirm registration

Check this information carefully. After confirming the registration you can no longer adjust it.

First name	Charles
Preferred name 	Charles
Surname	Darwin
Sex (as on your ID)	Male
Date of birth	22/05/2000 
Country of birth	United Kingdom
Place of birth	London
Nationality	British
Belgian Social Security Number	
Title	Mr
Correspondence language	English

[back to overview](#) [previous](#) [Confirm registration](#) 

Step 3: Apply for enrolment

Now you are ready to apply for an enrolment.

Click 'Enrolments'.

Indicate whether or not you are granted refugee status or subsidiary protection status by the Belgian authorities.

Indicate if you are a national of a non-EU country and if you are required to apply for a visa to enter Belgium.

In this case, fill in the e-mail address of the Belgian Embassy in your country to which you will apply for your visa.

Click 'Save and continue'.

The screenshot shows a web application interface for an applicant. On the left is a navigation menu with sections: 'Links' (Homepage, Study guide, Ufora, Education and Examination Code, My calendar), 'General information' (Enrolments, Special status, Job student, UCT enrolment), and 'My Oasis' (Personal details, Contact details, Address, Contacts, Bank accounts, Privacy, Language Skills, History). The 'Enrolments' link is circled in yellow. The main content area is titled 'APPLICANT' and 'Enrolments > Residency and visa'. The page title is 'Residency and visa'. It contains two questions with radio button options: 'Currently, I am granted refugee status or subsidiary protection status by the Belgian authorities.' (Yes/No, with 'No' selected) and 'I am a national from a non-EU country and I am required to apply for a visa for entry into Belgium.' (Yes/No, with 'Yes' selected). Below is a text input field for 'E-mail address embassy *' containing 'belgianembassyinmycountry@embassy.com'. A note below the field says: 'Please state the e-mail address of the embassy where you apply for your visa. The letter of admission is then sent directly to the embassy.' At the bottom are two buttons: 'back to overview' and 'save and continue', with the latter circled in yellow. A help icon is in the bottom right corner.

Click 'Apply for enrolment'.

APPLICANT

Enrolments and enrolment applications

Apply for enrolment

You do not have an enrolment or enrolment application.

previous



To apply for enrolment to the SINReM programme, click 'Enrolment application' as a **degree student**.

Once you started a first enrolment application, you can apply for enrolment for a second master programme by following the same steps.

You cannot apply for more than two Ghent University programmes at the same time in the Oasis portal.

Next to your SINReM application, you can apply for as many Erasmus Mundus programmes as you want at other universities.

APPLICANT

ⓘ Please note that:

- an application for the enrolment for the doctorate can only be initiated by the supervisor. After your future supervisor has initiated the application you will receive an e-mail with the request to add the necessary information.
- students who only enrol in a credit contract or a microcredential cannot apply for housing at Ghent University.

Enrolments > Select programme type

Apply as a degree student

I want to apply for either a bachelor programme, a master programme, a preparatory programme, permanent training, postgraduate or a microcredential as a degree student. A degree student enrolls with the intention of obtaining a diploma.

Enrolment application

back to overview

previous

Enrolling for course units

I want to enrol in a credit contract for separate course units.

Enrolment application



List your educational background

Since you apply for a master programme, you only have to add previous bachelor level higher education.

You can add previous master level higher education if applicable.

Don't add your secondary school educational background.

To be admitted to the SINReM programme, you need to:

- hold a Bachelor degree (equivalent to at 180 ECTS) in a discipline closely related to the SINReM scope (chemical engineering, chemistry, environmental sciences and engineering, (applied) geology, geophysics, mining engineering, mineralogy, materials sciences, metallurgy, process engineering, bioscience engineering, biotechnology); **degrees in natural resources management (forestry, wildlife management, ecology, bio-conservation, ...) are not suited for the SINReM programme;**
- have obtained at least 15 ECTS credits (450 hours of work) in mathematics and/or physics; and 10 ECTS credits in chemistry (300 hours of work) during your previous university education;
- have completed your Bachelor degree with very good or excellent grades (typically top 30% of the students);

To add your bachelor degree, click 'Add educational background'.

[APPLICANT](#)

[Enrolments](#) > Educational background

Overview educational background

List your complete educational background (secondary education, higher education, ...) by clicking on 'add educational background'. In addition, add each programme that you have not (yet) completed.

[Add educational background](#)

Type	Academic year	Country of Institution	Name of Institution	Programme	Attachment
No educational background					
back to overview	previous	next	?		

Add your bachelor level educational background first.

Select the type of educational background (University).

Fill in the first and last enrolment year of your bachelor degree. The first enrolment is the academic year during which you started this degree, the last enrolment is the academic year during which you finished this degree.

Fill in the country in which you obtained your bachelor degree.

Click 'Search' to search for the institution at which you obtained your bachelor degree.

APPLICANT

[Enrolments](#) > [Educational background](#) > Detail

Educational background detail

Type *	University	↓
First enrolment *	2018-2019	↓
Year in which you started the study programme.		
Last enrolment *	2021-2022	↓
Year in which you finalised the programme or last year of enrolment.		
Country of institution *	United Kingdom	↓
Institution	Click on 'Search'	Search Clear
Programme	Click on 'Search'	Search Clear
I obtained the diploma	<input type="radio"/> Yes	<input type="radio"/> No

[Delete](#)

[back to overview](#)

[previous](#)

[save and continue](#)



Type the name or the first word(s) of the university at which you obtained your bachelor degree.

Click 'Search'.

[APPLICANT](#)

[Enrolments](#) > [Educational background](#) > Find institution

Find institution

Name, city or postal code

Oxford

Fill in (part of) the name, the city or postal code of the institution in the search field.

Search

Cancel



Select the university if it appears in the list.

If the university at which you obtained your bachelor degree does not appear in the list, go to page 18 of this manual.

[APPLICANT](#)

[Enrolments](#) > [Educational background](#) > Find institution

Find institution

Name, city or postal code

Oxford

Fill in (part of) the name, the city or postal code of the institution in the search field.

Search

Cancel

You cannot find the institution in the list?

Name	Postal code	City
Oxford Brookes University	OX3 0BP	Oxford
Oxford S. Chiswell Valley College	OX1 1SA	Oxford
University of Oxford	OX1 2JD	Oxford



Click 'Search' to search for the bachelor programme you followed.

[APPLICANT](#)

[Enrolments](#) > [Educational background](#) > [Detail](#)

Educational background detail

Type *	University	↓
First enrolment *	2018-2019	↓
Year in which you started the study programme.		
Last enrolment *	2021-2022	↓
Year in which you finalised the programme or last year of enrolment.		
Country of Institution	United Kingdom	
Institution	University of Oxford	Search Clear
Programme	Click on 'Search'	Search Clear
I obtained the diploma	<input type="radio"/> Yes <input type="radio"/> No	
Delete		
back to overview previous save and continue		?

Type the name or the first word(s) of the bachelor programme you followed.

Click 'Search'.

Select the bachelor programme you followed if it appears in the list.

[APPLICANT](#)

[Enrolments](#) > [Educational background](#) > [Find programme](#)

Find programme

Name	bio
------	-----

You can search on (any part of) the name of the programme.

Search	Cancel	You cannot find the programme in the list?
--------	--------	--

Name
Bachelor of Arts in Biological Sciences

[?](#)

If the university at which you obtained your bachelor degree does not appear in the list, click 'You cannot find the institution in the list?'.

[APPLICANT](#)

[Enrolments](#) > [Educational background](#) > Find institution

Find institution

Name, city or postal code

unknown

Fill in (part of) the name, the city or postal code of the institution in the search field.

Search

Cancel

You cannot find the institution in the list?

Name	Postal code	City
------	-------------	------

No institution found.



Type the official and complete name of the university at which you obtained your bachelor degree.

Type the official and complete name of the bachelor programme you followed (for example 'Bachelor of Arts in Biological Sciences').

Click 'Next'.

[APPLICANT](#)

[Enrolments](#) > [Educational background](#) > Institution not found

Institution not found

Add the official and complete name of the institution and the programme you have followed, so that we can add this information in the database.

Name of the institution *

University of Oxford

Name of the programme *

Bachelor of Arts in Biological Sciences

Next



Select whether or not you have obtained the diploma of your bachelor degree.

Selecting 'Yes' means that you have officially finished the bachelor programme and that you have graduated.

In case you have graduated but your final Diploma certificate is not yet issued by the application deadline of 28 February 2024, you can upload an **official Certificate of Graduation, issued, signed and stamped by the university at which you obtained your previous degree**. In this case, you will be considered for an Erasmus Mundus scholarship.

In case you have not yet graduated and obtained your final degree before the application deadline of 28 February 2024 (for example you will only graduate in June 2024), you can upload a **statement of expected graduation** to apply for academic admission to the SINReM programme and you will be considered for an AVSA scholarship **but in this case you will not be considered for an Erasmus Mundus scholarship**.

Click 'Save and continue'.

[APPLICANT](#)

[Enrolments](#) > [Educational background](#) > Detail

Educational background detail

Type *	University	↓
First enrolment *	2018-2019	↓
Year in which you started the study programme.		
Last enrolment *	2021-2022	↓
Year in which you finalised the programme or last year of enrolment.		
Country of institution *	United Kingdom	↓
Institution	University of Oxford	Search Clear
Programme	Bachelor of Arts in Biological Sciences	Search Clear
I obtained the diploma	<input checked="" type="radio"/> Yes	<input type="radio"/> No

[Delete](#)

[back to overview](#)

[previous](#)

[save and continue](#)



Add a scan of your bachelor Diploma certificate by clicking 'Add attachment'.

APPLICANT

[Enrolments](#) > [Educational background](#) > Educational background - documents

Documents

Add a scan of your transcript of records and diploma in pdf or jpeg-format.

Add attachment

DocumentType	Actions
No documents	
back to overview	previous next
?	

Select documenttype: 'Diploma or Degree'.

APPLICANT

[Enrolments](#) > [Educational background](#) > Add/modify attachment

Documenttype *

Add attachment

[Delete](#)

[back to overview](#) [previ](#)

- Diploma or Degree
- Transcript of records or diploma supplement
- Other

Click 'Bestand kiezen' (or Choose File) to upload a scan of your bachelor Diploma certificate.

Upload a clear scan of your Diploma certificate.

We accept Diploma certificates in **Dutch, French, German or English**. **If your original Diploma certificate is in another language, it should be translated by a sworn translator. Non-translated Diploma certificates in other languages will not be accepted.**

The Diploma certificate can, but should not be legalized at the application stage. In case your uploaded Diploma certificate is not yet legalized, you will have to send the legalized diploma after the scholarship selection announcement in April 2024 by e-mail.

All info on the legalization procedure per country can be found on <https://www.ugent.be/prospect/en/administration/application/application-degree/legalisation.htm>

In case you have graduated but your final Diploma certificate is not yet issued by the application deadline of 28 February 2024, you can upload an **official Certificate of Graduation, issued, signed and stamped by the university at which you obtained your previous degree**. In this case, you will be considered for an Erasmus Mundus scholarship.

In case you have not yet graduated and obtained your final degree before the application deadline of 28 February 2024 (for example you will only graduate in June 2024), you can upload a **statement of expected graduation** to apply for academic admission to the SINReM programme and you will be considered for an AVSA scholarship **but in this case you will not be considered for an Erasmus Mundus scholarship**.

Click 'Save and continue'.

APPLICANT

[Enrolments](#) > [Educational background](#) > Add/modify attachment

Documenttype * Diploma or Degree ↓

Add attachment Bestand kiezen DiplomaCharlesDarwin.pdf

Delete

back to overview previous save and continue ?

Add a scan of your bachelor Transcript of Records by clicking 'Add attachment'.

[APPLICANT](#)

[Enrolments](#) > [Educational background](#) > Educational background - documents

Documents

Add a scan of your transcript of records and diploma in pdf or jpeg-format.

Add attachment

DocumentType	Actions
Diploma or Degree	delete download

[back to overview](#) [previous](#) [next](#) [?](#)

Select documenttype: 'Transcript of records or diploma supplement'.

[APPLICANT](#)

[Enrolments](#) > [Educational background](#) > Add/modify attachment

Documenttype *

Add attachment

[Delete](#)

[back to overview](#) [previ](#)

- Diploma or Degree
- Transcript of records or diploma supplement**
- Other

Upload a clear scan of your Transcript of Records.

The uploaded Transcript of Records should contain all courses followed during your previous degree mentioning the number of credits and the final score obtained for the courses.

Your application will be rejected if you upload an incomplete Transcript of Records (for example only listing the courses of your last bachelor year).

We accept Transcripts of Records in **Dutch, French, German or English**. **If your original Transcript of Records is in another language, it should be translated by a sworn translator. Non-translated Transcripts of Records in other languages will not be accepted.**

The Transcript of Records can, but should not be legalized at the application stage. In case your uploaded Transcript of Records is not yet legalized, you will have to send the legalized Transcript of Records after the scholarship selection announcement in April 2024 by e-mail.

All info on the legalization procedure per country can be found on <https://www.ugent.be/prospect/en/administration/application/application-degree/legalisation.htm>

If both your Diploma certificate and Transcript of Records are uploaded, click 'Next'.

APPLICANT


[Enrolments](#) > [Educational background](#) > Educational background - documents

Documents

Add a scan of your transcript of records and diploma in pdf or jpeg-format.

Add attachment

DocumentType	Actions
Transcript of records or diploma supplement	delete download
Diploma or Degree	delete download

[back to overview](#) [previous](#) [next](#) 

Since you apply for a master programme, you only have to add previous bachelor level higher education.

You can add previous master level higher education if applicable by clicking 'Add educational background'.

Do not add your secondary school educational background.

When you have added your complete educational overview, click 'Next'.

APPLICANT

[Enrolments](#) > Educational background

Overview educational background

List your complete educational background (secondary education, higher education, ...) by clicking on 'add educational background'. In addition, add each programme that you have not (yet) completed.

[Add educational background](#)

Type	Academic year	Country of institution	Name of institution	Programme	Attachment
University	2018 - 2021	United Kingdom	University of Oxford	Bachelor of Arts in Biological Sciences	<input checked="" type="checkbox"/>

[back to overview](#)

[previous](#)

[next](#)



Now you are ready to choose the master programme you apply for.

Select academic year '2024-2025'.

Select programme type 'Master's Programme'.

Select language 'English'.

Select location 'Ghent'.

Select Faculty 'Faculty of Bioscience Engineering'.

Select Programme 'International Master of Science in Sustainable and Innovative Natural Resource Management'.

Click 'Save and continue'.

APPLICANT

[Enrolments](#) > Choose a programme

In which academic year do you want to enrol?

Academic year * 2024-2025 ↓

Choose the programme you want to enrol for. The list below is based on your educational background.

Programme type * Master's Programme ↓

Language * English ↓

Location Ghent ↓

Faculty Faculty of Bioscience Engineering ↓

Programme * International Master of Science in Sustainable and Innovative Natural Resource Management ↓

[back to overview](#)

[previous](#)

[save and continue](#)



Step 4: Language skills

Since the SINReM programme is an English-taught master programme, you don't need to have Dutch language skills.

Click 'English'.

Select 'Advanced' or 'Native language', in case you meet the SINReM English language requirements:

Having obtained one of the accepted official language test certificates:

- TOEFL iBT (at least total score of 86 out of 120, TOEFL iBT Home Edition is accepted)
- TOEFL pBT (at least total score of 570)
- Academic IELTS (overall band score of at least 6.5 with at least 6 for writing, IELTS Online is accepted)
- Cambridge C1 advanced certificate (formerly Cambridge Certificate in Advanced English (CAE))

other certificates such as TOEIC, Duolingo, ... will not be accepted.

Only nationals of all EU and EEA countries, Australia, Botswana, Cameroon, Canada, Eritrea, Gambia, Ghana, Guyana, India, Ireland, Jamaica, Kenya, Liberia, Malawi, Namibia, New Zealand, Nigeria, Pakistan, Philippines, Rwanda, Sierra Leone, South Africa, Sri Lanka, Tanzania, Uganda, UK, USA, Zambia and Zimbabwe are exempted to provide an English language test certificate as listed above and can provide a stamped and signed certificate of English proficiency issued by their previous university if they have obtained at least 60 ECTS credits with English as the language of instruction during a previous bachelor or master level higher education degree. This certificate should clearly state that English was the language of instruction during the previous degree. Nationals of other countries need to provide one of the above listed English language test certificates (TOEFL, IELTS or Cambridge C1).

A Language of Instruction certificate will not be accepted if you are a national of another country than the countries listed above.

Click 'Add language certificate'.

[APPLICANT](#)

[Enrolments](#) > [Enrolment application](#) > [Language skills](#)

Language skills

+ Dutch

- English

Level

If you hold a proof of (English) language proficiency, please add a PDF by clicking 'Add language certificate'.

[Add language certificate](#)

Type	Date	Score	Attachment	Comment
No language certificates				

+ Other languages

[back to overview](#) [previous](#) [save and continue](#) [?](#)

In case you obtained an English language test certificate, select the type of your language certificate.

Fill in the date on which you obtained this language certificate.

Fill in the score you obtained on the language test.

Upload a scan of your English language certificate by clicking 'Bestand kiezen' (or Choose File). You will not be granted academic admission to the SINReM programme without a valid English language certificate.

Uploading a fraudulent English language certificate will lead to immediate exclusion from all applications.

The only accepted English language certificates are:

- TOEFL iBT (at least total score of 86 out of 120, TOEFL iBT Home Edition is accepted)
- TOEFL pBT (at least total score of 570)
- Academic IELTS (overall band score of at least 6.5 with at least 6 for writing, IELTS Online is accepted)
- Cambridge C1 advanced certificate (formerly Cambridge Certificate in Advanced English (CAE))

Other certificates such as TOEIC, Duolingo, ... will not be accepted.

The English language certificate should be uploaded on the application portal before the application deadline. English language certificates are not accepted after the application deadline and your application file will not be eligible for admission if an English language certificate is missing.

Click 'Save and close'.

Click 'Save and continue'.

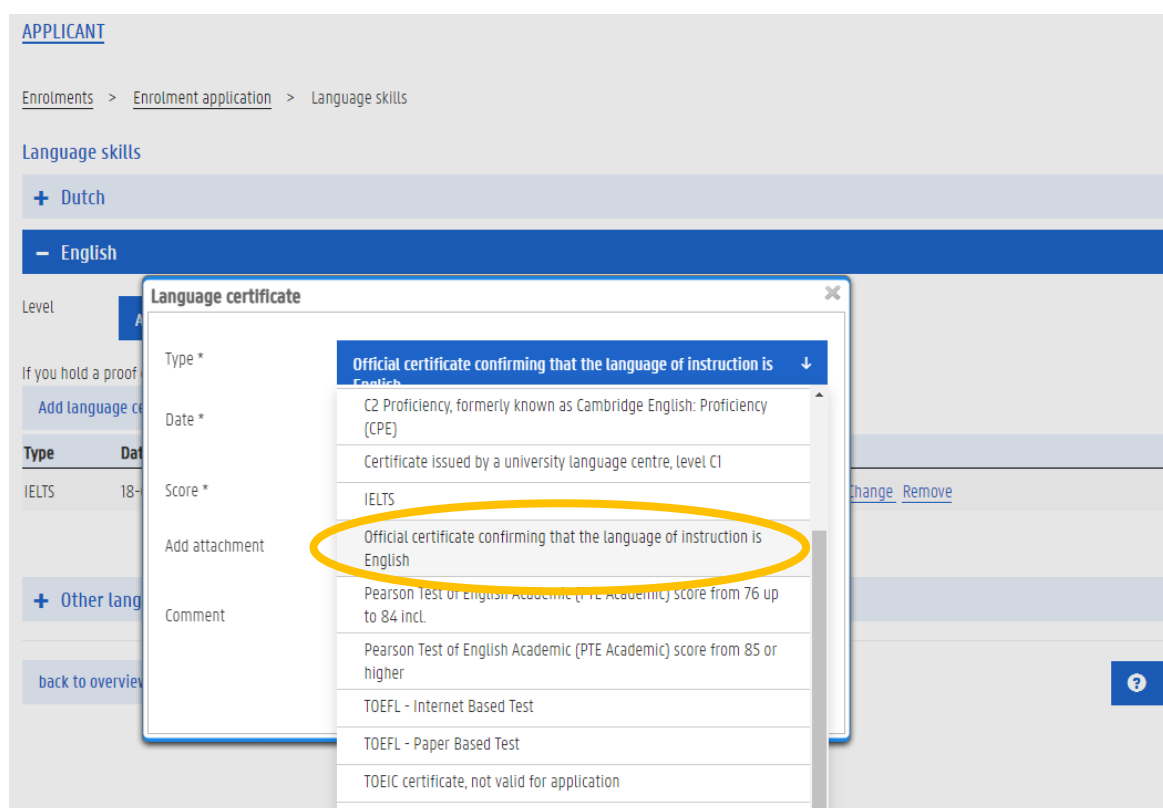
The screenshot shows the 'Language certificate' form in a web application. The form is titled 'Language certificate' and has a close button (X) in the top right corner. The form fields are: 'Type *' (dropdown menu with 'IELTS' selected), 'Date *' (text input with '17/03/2021' and a calendar icon), 'Score *' (text input with '7'), 'Add attachment' (text input with 'Bestand kiezen' circled in yellow and a file name 'LanguageCertificateCharlesDarwin.pdf'), and 'Comment' (text area). At the bottom right of the form, there are two buttons: 'Save and close' (circled in yellow) and 'Cancel'. The background shows the application portal interface with a breadcrumb trail: 'Enrolments > Enrolment application > Language skills'. On the left, there are tabs for 'Dutch' and 'English', and a 'Level' dropdown. At the bottom of the page, there are navigation buttons: 'back to overview', 'previous', 'save and continue' (circled in yellow), and a help icon (question mark).

Select the type of your language certificate 'Official certificate confirming that the language of instruction is English' if you meet this requirement and **only if you are a national of all EU and EEA countries, Australia, Botswana, Cameroon, Canada, Eritrea, Gambia, Ghana, Guyana, India, Ireland, Jamaica, Kenya, Liberia, Malawi, Namibia, New Zealand, Nigeria, Pakistan, Philippines, Rwanda, Sierra Leone, South Africa, Sri Lanka, Tanzania, Uganda, UK, USA, Zambia or Zimbabwe.**

Upload an English Language of Instruction certificate by clicking 'Bestand kiezen' (or Choose File).

This certificate should be **issued, stamped and signed by your previous university and mention explicitly that English was the language of instruction during your previous degree.**

A Language of Instruction Certificate will not be accepted if you are a national of another country than the countries listed above.



Step 5: Personal data



Select your gender identity.


Click 'Save'.

APPLICANT

[Enrolments](#) > [Enrolment application](#) > Personal details

This is the personal information in your file at Ghent University. If this information is not correct, please contact the central student administration: www.UGent.be/csa

Surname	Darwin
First name	Charles Preferred name
Initials	
Name on degree	Charles Darwin
Date of Birth	22/05/2000 
Place of Birth	London
Country of Birth	United Kingdom
Gender identity	<div style="background-color: #0056b3; color: white; padding: 5px; display: flex; justify-content: space-between; align-items: center;">Gender identity ↓ Save Cancel</div> <ul style="list-style-type: none">MaleFemaleNon-binaryOtherI'd rather not say
Picture	 remove picture

[back to overview](#) [prev](#) 

Click 'Add picture'.

APPLICANT

[Enrolments](#) > [Enrolment application](#) > Personal details

This is the personal information in your file at Ghent University. If this information is not correct, please contact the central student administration: www.UGent.be/csa

Surname	<input type="text" value="Darwin"/>
First name	<input type="text" value="Charles"/> Preferred name
Initials	<input type="text"/>
Name on degree	<input type="text" value="Charles Darwin"/>
Date of Birth	<input type="text" value="22/05/2000"/>
Place of Birth	<input type="text" value="London"/>
Country of Birth	<input type="text" value="United Kingdom"/>
Gender identity	<input type="text" value="Male"/> Save Cancel
Picture	<input type="text"/> add picture <i>remove picture</i>

[back to overview](#) [previous](#) [save and continue](#)

Make sure the picture you want to upload is meeting all the mentioned requirements.

Click 'Select a picture' and upload a picture.

APPLICANT

Enrolments > Enrolment application > Personal details > Picture

Add picture

How to make a good picture:

- Stand in front of a white wall/screen in a well lit room ; avoid sharp shadows from incident light.
- Use your smartphone ; a 2 Megapixel resolution is largely sufficient.
- Do not take a selfie ; have someone else take the picture.
- Your face must be clear and well recognizable.
- Take the picture in portrait mode (higher than wide) ; your face should cover about two thirds of the image.
- Face forward and look straight into the lens.

[select a picture...](#)

[back to overview](#)

[previous](#)

Crop the picture.

Click 'Save and continue'.

APPLICANT

[Enrolments](#) > [Enrolment application](#) > [Personal details](#) > Picture

Crop photo

Please select the part of the uploaded image that you want to use for your student card.



[back to overview](#)

[previous](#)

[save and continue](#)

Check how your student card will look like and click 'Confirm' when the picture looks good, and your preferred name is correct.

APPLICANT

[Enrolments](#) > [Enrolment application](#) > [Personal details](#) > [Picture](#)

Confirm picture

This is what your student card will look like.

You can still change the image now.

If you want to change it later, this will entail additional costs.



[back to overview](#)

[previous](#)


[confirm](#)

Click 'Next'.

APPLICANT

[Enrolments](#) > [Enrolment application](#) > Personal details

This is the personal information in your file at Ghent University. If this information is not correct, please contact the central student administration: www.UGent.be/csa

Surname	<input type="text" value="Darwin"/>
First name	<input type="text" value="Charles"/> Preferred name
Initials	<input type="text"/>
Name on degree	<input type="text" value="Charles Darwin"/>
Date of Birth	<input type="text" value="22/05/2000"/>
Place of Birth	<input type="text" value="London"/>
Country of Birth	<input type="text" value="United Kingdom"/>
Gender Identity	<input type="text" value="Male"/> Save Cancel
Picture	 add picture remove picture

[back to overview](#) [previous](#) [next](#) 

Add your contact person in case of emergency. This person will be contacted in case something happens with you during your studies.

Click 'Add contact'.

APPLICANT

[Enrolments](#) > [Enrolment application](#) > [Persons to contact](#)

Contact person in case of emergency

Person(s) (e.g. relatives) who may be contacted by Ghent University in case of an emergency.

Note: Medical data, only to be used in case of emergency, can be added via My Oasis > Medical details

[Add contact](#)

First name	Name	E-mail	Phone	Mobile
No contacts				
back to overview	previous	next	?	

Fill in the data of your emergency contact. A phone number is mandatory.

Click 'Save and continue'.

APPLICANT

[Enrolments](#) > [Enrolment application](#) > [Persons to contact](#) > [Contact](#)

Contact

Affiliation * **Mother** ↓

First name

Surname *

Fill in at least one telephone number or a mobile number.

Telephone (eg. +3232569545)

Mobile (eg. +32477589632)

Email address

Remark

[back to overview](#) [previous](#) [save and continue](#) [?](#)

Click 'Next'.

APPLICANT

[Enrolments](#) > [Enrolment application](#) > Persons to contact


Contact person in case of emergency

Person(s) (e.g. relatives) who may be contacted by Ghent University in case of an emergency.

Note: Medical data, only to be used in case of emergency, can be added via My Oasis > Medical details

Add contact

First name	Name	E-mail	Phone	Mobile
Theresa	Darwin	mother@gmail.com	+3232569542	+3232569545

back to overview previous **next** 

Fill in your passport number.

Indicate whether you have a second nationality and specify.

Click 'Save and continue'.

APPLICANT

[Enrolments](#) > [Enrolment application](#) > Personal data - questions

Personal data - questions

Passport number or ID card number (if available): *

B468485

Do you have a second nationality? *

Yes (Specify) ↓

French

[back to overview](#)

[previous](#)

[save and continue](#)



Click 'Add document' to add a scan of your international passport or other official proof of identity (national ID card, driver's license). An international passport is not mandatory at application stage but will be necessary to apply for a visa to travel to Belgium.

In case you have a second nationality, click 'Add document' to add a scan of an official proof of your second nationality.

Click 'Save and continue'.

APPLICANT

[Enrolments](#) > [Enrolment application](#) > Personal data - documents

Personal data - documents

Add a copy of your passport or identity card. * ⓘ

[Add document](#)

If applicable: upload a copy of your passport or ID card of your second nationality. *

[Add document](#)

[back to overview](#)

[previous](#)

[save and continue](#)



Fill in what CGPA you obtained during your bachelor degree as written on your Transcript of Records or Diploma Supplement of your bachelor degree.

Fill in the major you want to follow during your second SINReM year.

- Resource Recovery and Sustainable Materials (Ghent University)
- Circular Societies (Ghent University)
- Sustainable Processes (TU Freiberg)
- Georesource Exploration (Uppsala University)
- Sustainable Entrepreneurship (Uppsala University)

During your first SINReM year, you will be able to change your major choice. More info on the content of the different majors can be found on <https://sinrem.eu/programme/>.

Fill in how did you first learn about the SINReM programme.

APPLICANT

[Enrolments](#) > [Enrolment application](#) > [Academic & professional background - questions](#)

Academic & professional background - questions

What is the CGPA you obtained during your bachelor degree? Please state the score and scale (for example 3.61/4, 4.10/5, 8.98/10, ...): *

3.62/4

Which major do you want to follow during your second SINReM year?

During your first SINReM year, you will be able to change your major choice. More info on the content of the different majors can be found on <https://sinrem.eu/programme/> *

Resource Recovery and Sustainable Materials (Ghent University) ↓

How did you first learn about this master programme? *

Recruitment fair online ↓

[back to overview](#)

[previous](#)

[save and continue](#)



Step 6: Academic and professional background

Click 'Add document' to add a summary (maximum one A4 page) of your bachelor thesis. This is not a mandatory field. If you have not written a thesis during your bachelor degree, you can also upload a summary of your internship or project work. If you have not written a thesis or done an internship or project during your bachelor degree, leave this field blank.

In case you have obtained a master degree, click 'Add document' to add a summary (maximum one A4 page) of your master thesis. This is not a mandatory field. If you have not written a thesis during your master degree, you can also upload a summary of your internship or project work. If you have not written a thesis or done an internship or project during your master degree, leave this field blank.

Having written a bachelor or master thesis (or internship or project report) within the scope of SINReM ((mineral and metal) raw materials and natural resources) will rank you higher when applying for a scholarship!

Click 'Add document' to add your CV. You can choose your own format for the CV. This is a mandatory field.

Click 'Save and continue'.

APPLICANT

[Enrolments](#) > [Enrolment application](#) > Academic & professional background

Academic & professional background

If you have written a thesis during your Bachelor degree, please upload a summary of this thesis (max 1 page).

[Add document](#)

Creationdate	Remark	Download
13-09-2022		Download

If you have written a thesis during your Master degree, please upload a summary of this thesis (max 1 page).

[Add document](#)

Add your CV. There is no official template. *

[Add document](#)

Creationdate	Remark	Download
13-09-2022		Download

[back to overview](#)

[previous](#)

[save and continue](#)



Step 7: Apply for a scholarship

Now you are ready to apply for a scholarship. The SINReM programme offers **Erasmus Mundus scholarships** and **EIT AVSA scholarships**.

Please find all info on scholarships offered to SINReM students on <https://sinrem.eu/fees-and-scholarships/>.

a) Erasmus Mundus scholarship

An **Erasmus Mundus scholarship** is up to **35,000 euro** for **nationals of all EU countries, Iceland, Liechtenstein, North Macedonia, Norway, Serbia, Turkey or the UK**. Your tuition fee for the SINReM programme is directly paid from your scholarship budget and you receive monthly allowances of 1000 euro during the two years of study. Moreover, you receive 1000 euro travel budget at the start of each of the two academic years.

An **Erasmus Mundus scholarship** is up to **49,000 euro** for **all other nationalities**. Your tuition fee for the SINReM programme is directly paid from your scholarship budget and you receive monthly allowances of 1000 euro during the two years of study. Moreover, you receive up to 3000 euro travel budget at the start of each of the two academic years, and 1000 euro installation budget at the start of the first academic year.

b) EIT AVSA scholarship

An **EIT AVSA scholarship** is **13,500 euro** for **all nationalities**. Your tuition fee for the SINReM programme is **not** included in your scholarship.

Prior to the start of the SINReM programme, **non-EEA* and non-Swiss EIT AVSA scholarship holders need to pay 12,000 euro tuition fee for the first SINReM year**. Tuition fee for the second SINReM year is also 12,000 euro but will be partially waived to 4,000 after a decision by the SINReM Management Board if you have successfully passed all courses of the first year.

Prior to the start of the SINReM programme, **EEA* and Swiss EIT AVSA scholarship holders need to pay 2,000 euro tuition fee for the first SINReM year**. Tuition fee for the second SINReM year is also 2,000 euro.

EIT AVSA scholarship holders receive monthly allowances of 1,500 euro from April 2025 onward up to a total of 13,500 euro.

Do not apply for an EIT AVSA scholarship if your financial situation does not allow you to follow the SINReM programme with this partial scholarship.

*European Economic Area

Select 'Erasmus mundus' to apply for a full Erasmus Mundus scholarship.

Select 'EIT Raw Materials AVSA scholarship' to apply for a partial AVSA scholarship.

The deadline to submit your SINReM application if you apply for an Erasmus Mundus scholarship is 28 February 2024.

The deadline for non-EEA* and non-Swiss students to submit your SINReM application as a self-funding student or if you apply for an AVSA scholarship is 28 February 2024.

The deadline for EEA* and Swiss students to submit your SINReM application as a self-funding student or if you apply for an AVSA scholarship is 31 May 2024.

*European Economic Area

Do not add documents in the context of your scholarship application or your self-supporting resources here. Scholarship selection is based on your Diploma, Transcript of Records, summary of bachelor or master thesis, CV, motivation letter uploaded in other sections of this application form.

If you are not willing or able to follow the SINReM programme as a self-funding student, select Self-supporting student 'No'.

APPLICANT

Enrolments > Enrolment application > Scholarship

Scholarships

Scholarships (tick the scholarships you want to apply for and drag them into the order of your preference).

- Erasmus mundus, more information can be found [here](#)
- EIT Raw Materials AVSA scholarship, more information can be found [here](#)

Here you can add documents in the context of your scholarship application or your self-supporting resources.

Add document

Type	Remark	Creationdate	Download
------	--------	--------------	----------

No documents

Self-supporting student *

No

Will you be a self-supporting student? Or in case you apply for a scholarship and you are not awarded or not eligible for this scholarship, will and can you join the programme as a self-supporting student? For example will you apply for a scholarship not offered by the programme (e.g. a scholarship from your own country)? Or will your family support you financially or do you have enough own savings? Or will your current employer keep paying your salary during your studies? The answer to this question will not affect your chances for a scholarship in any way.

[back to overview](#)

[previous](#)

[save and continue](#)



If you are willing and able to follow the SINReM programme as a self-funding student, select Self-supporting student 'Yes'.

Indicating that you are willing and able to fund your studies yourself will not decrease your chances to be selected for a scholarship.

The estimated total cost of the SINReM programme is approximately 53,000 euro for non-EEA and non-Swiss students and 41,000 euro for EEA and Swiss students:

- non-EEA and non-Swiss students: 24,000 euro tuition fee; EEA and Swiss students: 12,000 euro tuition fee
- living expenses (1000 euro per month): 24,000 euro
- travel: 5000 euro

Note that you will have to prove sufficient means of subsistence during your studies to apply for a visa. Find more info on <https://www.ugent.be/prospect/en/administration/visa-residencepermit-insurance/visa/subsistence.htm>

Indicate in the application portal what your financial resources are in case you want to enrol as a self-supporting student.

Click 'Save and continue'.

[APPLICANT](#)

[Enrolments](#) > [Enrolment application](#) > [Scholarship](#)

Scholarships ⓘ

Scholarships (tick the scholarships you want to apply for and drag them into the order of your preference).

- ☑ Erasmus mundus, more information can be found [here](#)
- ☑ EIT Raw Materials AVSA scholarship, more information can be found [here](#)

Here you can add documents in the context of your scholarship application or your self-supporting resources.

[Add document](#)

Type	Remark	Creationdate	Download
No documents			

Self-supporting student *

Yes

Will you be a self-supporting student? Or in case you apply for a scholarship and you are not awarded or not eligible for this scholarship, will and can you join the programme as a self-supporting student? For example will you apply for a scholarship not offered by the programme (e.g. a scholarship from your own country)? Or will your family support you financially or do you have enough own savings? Or will your current employer keep paying your salary during your studies? The answer to this question will not affect your chances for a scholarship in any way.

Indicate here which financial resources you will use to fund your studies as a self-supporting student. Will you apply for a scholarship not offered by the programme (for example a scholarship from your own country)? Or will your family support you financially or do you have enough own savings? Or will your current employer keep paying your salary during your studies? In case you want to add documents, you can upload them via 'Add documents'.

- Scholarship
- Employer
- Family
- Individual Sponsor - own resources
- Other financial means

[back to overview](#)

[previous](#)

[save and continue](#)



Indicate whether or not you have resided more than 12 months in one of the following countries during the past 5 years: all EU member states, Iceland, Liechtenstein, North Macedonia, Norway, Serbia, Turkey.

Indicate whether or not you have benefitted from an Erasmus Mundus Joint Master Degree scholarship or an Erasmus Mundus Master Course/Joint Doctorate scholarship in the past? Fill in 'Yes' or 'Now'.

Filling in fraudulent answers to the questions below will lead to immediate exclusion from all applications, and cancellation and reimbursement of the scholarship if discovered during your studies.

Click 'Save and continue'.

[APPLICANT](#)

[Enrolments](#) > [Enrolment application](#) > Scholarships - additional questions

Scholarships - additional questions

Did you reside more than 12 months during the past 5 years in one of the following countries: Austria, Belgium, Bulgaria, Cyprus, Croatia, Czech Republic, Denmark, Estonia, Finland, France, Germany, Greece, Hungary, Iceland, Ireland, Italy, Latvia, Liechtenstein, Lithuania, Luxembourg, Malta, Netherlands, North Macedonia, Norway, Poland, Portugal, Romania, Serbia, Slovakia, Slovenia, Spain, Sweden, Turkey? *

No ↓

Have you benefitted from an Erasmus Mundus Joint Master Degree scholarship or an Erasmus Mundus Master Course/Joint Doctorate scholarship in the past? *

No ↓

[back to overview](#)

[previous](#)

[save and continue](#)



Step 8: Motivation

Select 'Motivation as attachment'.

Do **not** select 'Motivation in text format'

Click 'Add document'.

APPLICANT

[Enrolments](#) > [Enrolment application](#) > Motivatie

Motivation

Motivate why you wish to join the programme. Motivate why you deserve an Erasmus Mundus or AVSA scholarship in case you apply for one. Please add the motivation letter as an attachment. The letter should not be longer than 1 A4 page and should be addressed to the SINReM Student Selection Committee.

Motivation in text format (maximum 1000 characters)

Motivation as attachment

[Add document](#)

Type	Remark	Creationdate	Download
		13-09-2022	Download

[back to overview](#) [previous](#) [save and continue](#) [?](#)

Click 'Bestand kiezen' (or Choose File) to upload your motivation letter as a PDF document of maximum 1 A4 page. **Motivation letters longer than 1 A4 page will not be read.**

There is no fixed template or maximum number of words for the motivation letter.

Motivate why you are a suited student for the SINReM programme, describe how your previous education and experience is relevant for the SINReM programme and describe your future plans. Motivate why you deserve an Erasmus Mundus or AVSA scholarship, if applicable.

Address the motivation letter to the SINReM Student Selection Committee.

Click 'Save and continue'.

Step 9: Final check and submission

Check all boxes.

Enrolling to the SINReM programme includes automatic subscription to a valid Belgian health insurance policy.

In case you are selected for an Erasmus Mundus scholarship, your scholarship award letter will serve as a proof of substantial financial and material means.

In case you are a self-funding student or you are selected for an AVSA scholarship, you will have to prove sufficient means of subsistence during your studies before enrolment. Find more info on <https://www.ugent.be/prospect/en/administration/visa-residencepermit-insurance/visa/subsistence.htm>

Click 'Submit your enrolment application'.

APPLICANT

[Enrolments](#) > [Enrolment application](#) > [Submit your enrolment application](#)

Submit your enrolment application

Enrolment application for 2024-2025: International Master of Science in Sustainable and Innovative Natural Resource Management

- I hereby certify that the information provided in this application is **accurate and complete**. I understand that inaccurate or incomplete information may affect my enrolment. Misrepresentation of this information is ground for admission denial, expulsion from Ghent University or cancellation of the scholarship (when applicable).
- I understand that, as an international student in Belgium, I am required **by Belgian Law** to prove that I am covered by a valid health insurance policy.
- I confirm that I will possess **substantial financial** and material means to support myself for the complete duration of my stay as a student and therefore I acknowledge that I cannot claim financial or material aid from Ghent University. Proof can be required at the time of enrolment.
- I, the undersigned, hereby give my consent to the Selection Committee of the International Master of Science in Sustainable and Innovative Natural Resource Management and the International Admissions Desk, Office for Student Administration and Study Programmes, Department of Educational Affairs of Ghent University to request information about my academic qualifications and professional experience, as stated in this application, for the purpose of collecting and verifying this information in relation to my application.

If you would like more information about the processing of your personal data by UGent, please click [here](#). You can change your privacy preferences in the OASIS web application for students after enrolment.

[back to overview](#)

[previous](#)

[Submit your enrolment application](#)



Step 10: Follow the status of your application

Now you have submitted your application and the SINReM Student Selection Committee will check your file and decide on academic admission and scholarship selection.

You will be informed by email by 15 April 2024 about the admission and scholarship selection outcome.

You will be sent instructions on how to obtain your Ghent University Letter of Admission.

Although you have successfully submitted your application form, you are not enrolled yet. In case you are selected for admission and you have obtained your Letter of Admission, you will be able to finalize your enrollment in August 2024.

You can check the status of your application at any time by clicking 'Details'.

APPLICANT

Enrolments and enrolment applications

Apply for enrolment

Enrolment application 2024-2025 (You are not enrolled yet)
International Master of Science in Sustainable and Innovative Natural Resource
Management

Click on 'Details' for more information.

Details

previous

You can check the status of your application at any time in the Status box.

Before the SINReM Student Selection Committee has checked and approved your English language certificate, you will see the message ‘The language proof of English that you added will be verified by the administration’. This will disappear as soon as your language certificate has been verified.

In case you decide to withdraw your application, click ‘Stop’.

APPLICANT

Enrolments > Enrolment application

Enrolment application International Master of Science in Sustainable and Innovative Natural Resource Management (2024-2025)

Stop

Status

Thank you for your interest in the International Master of Science in Sustainable and Innovative Natural Resource Management. Your online application was received in good order. Your file number is 0312220. We will process your application. In the meantime you can check the status of your application here at any time.

Language skills

The language proof of English that you added will be verified by the administration.

Information about the language requirements can be found [here](#). Click on ‘Details’ to add a language proof.

Details

Picture



Details

Contact person in case of emergency

Darwin, Theresa
+3232569542
mother@gmail.com

Details

Personal data - questions

You have added the required data

Details

Personal data - documents

You have added the required data

Details

Academic & professional background - questions

You have added the required data

Details

Academic & professional background - documents

You have added the required data

Details

Scholarships

- Self-supporting (Applied)
- Erasmus mundus (Applied)
- EIT Raw Materials AUSA scholarship (Applied)

Details

Scholarship - additional questions

Please add the required data

Details

Motivation

Motivation has been entered

Details

Submit your enrolment application

Submit

Back to overview

