

**International Master in
Sustainable and Innovative
Natural Resource Management**

SINReM Application Manual

Version: September 2024



Contents

Welcome	3
Application deadlines	3
Step 1: Access the application portal.....	4
Step 2: Create EIT-RM Student Account.....	4
Step 3: Create OASIS Account	6
Step 4: OASIS – Applying for enrollment	7
Step 5: OASIS – Application	9
Educational background	9
Masters programme	12
Language skills.....	13
Personal data	15
Academic and professional background	17
Apply for a scholarship	18
Motivation.....	20
Final check and submission	21
Step 6: OASIS – Application status	22

Welcome

Dear prospective student,

Thank you for your interest in the **International Master in Sustainable and Innovative Natural Resource Management** (SINReM) programme. Before applying for the September 2025 intake, please read this manual and follow its instructions.

Please note SINReM will **not** award Erasmus Mundus scholarships to students starting their studies in September 2025.

Due to the introduction of an EIT-RawMaterials application platform this year, prospective students must now create a EIT-RM student account (DreamApply) before applying for the SINReM course through the application platform hosted by the University of Ghent (OASIS).

If you are experiencing any issues with the application procedure, please contact sinrem@ugent.be.

Application deadlines

- The deadline for non-EEA* and non-Swiss applicants to submit the application form as a self-funding student or if applying for an EIT AVSA scholarship for intake September 2025 is **28 February 2025**
- The deadline for EEA* and Swiss applicants to submit the application form as a self-funding student or if applying for an EIT AVSA scholarship for intake September 2025 is **31 May 2025**

*European Economic Area: Member States of the European Union (EU) and Iceland, Liechtenstein and Norway

Step 1: Access the application portal

Visit <https://sinrem.eu/admission-applying/> to find out if you are eligible to apply for the academic admission and/or a scholarship for the SINReM programme. Complete the questions on the webpage honestly to get access to the EIT-RM Application Portal. The Portal will be open from 1 October 2024.

Apply here

I meet the English language requirements. ☒

I have obtained the equivalent of at least 10 ECTS credits chemistry and 15 ECTS credits physics/mathematics. ☒

I have a bachelor degree in a field relevant for the SINReM programme. ☒

I have a bachelor degree in a field relevant for the SINReM programme. ☒

I obtained very good or excellent grades. ☒

I will be officially graduated by 28th February 2025. ☒

You will be considered for an AVSA scholarship and for academic admission to the SINReM programme. Please follow the link below to the EIT RawMaterials application portal. After completing your EIT profile you will be forwarded to the OASIS portal of Ghent University where you can create a UGent account and submit your application.

[Continue to Application Portal](#)

Step 2: Create EIT-RM Student Account

SINReM is an EIT-RawMaterials Master course. Before you can access the SINReM application portal, you must first register on **DreamApply** to create your student account with EIT-RM. As soon as you have completed the form and made your account, you will automatically receive a link to apply to the SINReM Master program on the **OASIS** application portal hosted by the University of Ghent.

Click on the "Apply Now!" button and register your email address (new applicant) or sign in if you have already registered. New applicants will be sent a one-time login link confirm to your chosen email address. After clicking the link, fill in your name and choose a password.

Complete the online form by working your way through the tabs listed on the left-hand side of the page. Please note only fields marked with a (*) are mandatory.

Apply Now!
Academic year 2025/26

Application deadline
31 May 2025, 23:59:59
GMT

Studies commence
1 Sept 2025

Save to my wishlist

Share on:

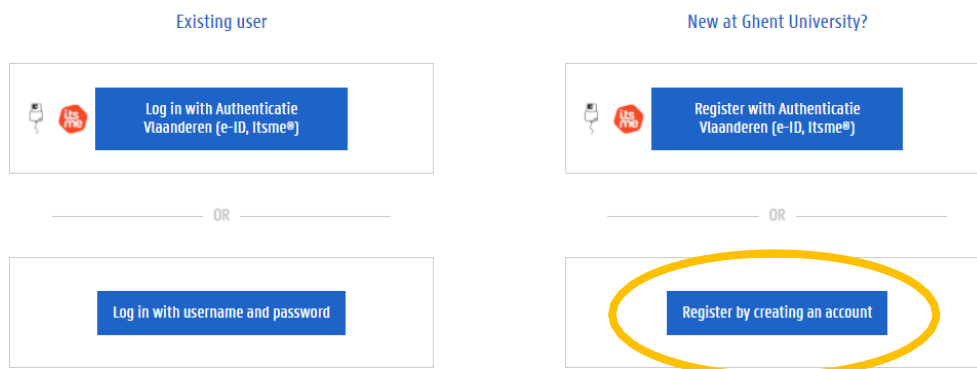
1. Personal information: please provide your name, gender, citizenship(s) and date of birth
2. Contact information: including a LinkedIn profile is not mandatory
3. Languages: please provide your native language as well as any other languages you speak along with your proficiency level using the CEFR scale. During your SINReM application on the OASIS portal you will have to provide proof of your English proficiency.
4. Education: include any previous degrees or other relevant qualifications. During your SINReM application on the OASIS portal you will have to provide proof of graduation (certificate and transcript) from a relevant Bachelor's degree.
5. Employment: including your employment status is not mandatory
6. Documents/Consent: uploading a CV to participate in the EIT-RM Employment Database is not mandatory
7. Additional questions: Please consent to EIT-RM storing your application/contact information and add your EIT-RM ID number (can be found by clicking on your name in the top right-hand corner of the page)
8. Link to SINReM application portal: here you will find the link to the OASIS application portal. For further instructions on how to complete this application see "Step 3".

Once all information has been completed click the "Submit" button, it is not possible to submit an application if mandatory fields are empty. Please note it is possible to apply to multiple EIT-RM Master programmes/Events/Short courses using the same EIT-RM student account. Please sort your applications by preference under the "Priorities" tab in the event of a conflict.

Step 3: Create OASIS Account

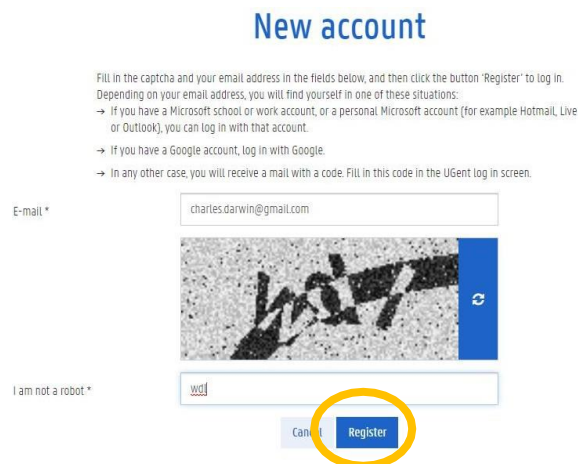
By following the link provided by the EIT student account, you will reach the OASIS application portal of Ghent University. If you are an existing user you can click "Log in with username and password", otherwise you should "Register by creating an account". If you possess a Belgian eID, you may also choose to "Register with Authenticatie Vlaanderen".

Welcome at Ghent University



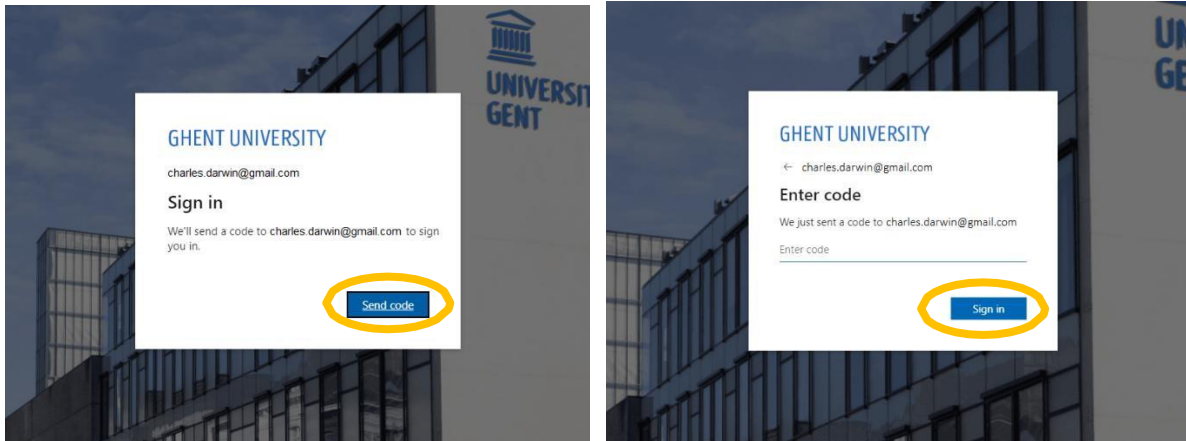
The image shows the 'Welcome at Ghent University' login and registration interface. It is divided into two main sections: 'Existing user' on the left and 'New at Ghent University?' on the right. Each section has two options: 'Log in with Authenticatie Vlaanderen (e-ID, Itsme®)' and 'Log in with username and password'. In the 'New at Ghent University?' section, the 'Register by creating an account' button is highlighted with a yellow oval.

Enter your e-mail address, complete the captcha and click "Register".



The image shows the 'New account' registration form. It includes instructions for filling in the captcha and email address, and then clicking the 'Register' button. The form fields are: 'E-mail *' (containing 'charles.darwin@gmail.com'), a captcha image, and 'I am not a robot.*' (containing a distorted 'W017' text). The 'Register' button is highlighted with a yellow oval.

To validate your email address click "Send code", this will send a code to your chosen email account which you can enter and subsequently click "Sign in" and "Accept" the requested permissions.



Complete the information requested, please note fields with an (*) are mandatory. When you are finished with each page click on "Save and continue" to proceed to the next page:

1. Personal information. The Belgian Social Security Number is not a mandatory field and you can leave this blank. Do not forget to take note of the Generic code of conduct for the processing of personal data and confidential information at Ghent University and the Ghent University privacy statement.
2. Contact details. Skype is not a mandatory field and you can leave this blank
3. Residence address. Check the correspondence address box. Before your arrival in Belgium, no postal mail will be sent to you. All documents and certificates will be sent by e-mail. After your arrival in Belgium, you can change your correspondence address to receive university-related postal mail in Belgium.

Please confirm all personal information is correct and then "Confirm registration".

Step 4: OASIS – Applying for enrollment

To apply for an enrollment, click on the "Enrolments" option on the left-hand side of the page.

Please indicate whether you have been granted refugee status or subsidiary protection status by the Belgian authorities. Indicate if you are a national of a non-EU country and hence you are required to apply for a visa to enter Belgium. In this case, fill in the e-mail address of the Belgian Embassy in your home country to which you will apply for your visa. Click "Save and continue" and then "Apply for enrolment".

APPLICANT

Enrolments > Residency and visa

Residency and visa

Currently, I am granted refugee status or subsidiary protection status by the Belgian authorities.

☐ Yes
☒ No

I am a national from a non-EU country and I am required to apply for a visa for entry into Belgium.

☒ Yes
☐ No

E-mail address embassy *

belgianembassyinmycountry@embassy.com

Please state the e-mail address of the embassy where you apply for your visa. The letter of admission is then sent directly to the embassy.

[back to overview](#) [save and continue](#) [?](#)

To apply for enrolment to the SINReM programme, click “Enrolment application” as a **degree student**.

Once you have started your first enrolment application, you can apply for enrolment for a second master programme by following the same steps. However, you cannot apply for more than two Ghent University programmes at the same time in the OASIS portal. Next to your SINReM application, you can apply for as many Erasmus Mundus programmes as you want at other universities.

APPLICANT

Enrolments > Select programme type

Apply as a degree student
I want to apply for either a bachelor programme, a master programme, a preparatory programme, permanent training, postgraduate or a microcredential as a degree student. A degree student enrolls with the intention of obtaining a diploma.

[Enrolment application](#)

[back to overview](#) [previous](#)

Enrolling for course units
I want to enrol in a credit contract for separate course units.

[Enrolment application](#) [?](#)

Step 5: OASIS – Application

Educational background

List your educational background. Since you are applying for a Master programme, you only have to add previous Bachelor level higher education degrees. You can add previous Master level degrees if applicable, but do not include secondary school education background.

To be admitted to the SINReM programme, you need to:

- hold a Bachelor's degree (equivalent to at least 180 ECTS) in a discipline closely related to the SINReM scope (chemical engineering, chemistry, environmental sciences and engineering, (applied) geology, geophysics, mining engineering, mineralogy, materials sciences, metallurgy, process engineering, bioscience engineering, biotechnology). Degrees in natural resources management (forestry, wildlife management, ecology, bio-conservation) are not suited for the SINReM programme
- have obtained at least 15 ECTS credits (450 hours of work) in mathematics and/or physics; and 10 ECTS credits in chemistry (300 hours of work) during your previous university education
- have completed your Bachelor's degree with very good or excellent grades (typically top 30% of the students)

APPLICANT

Enrolments > Educational background

Overview educational background

List your complete educational background (secondary education, higher education, ...) by clicking on 'add educational background'. In addition, add each programme that you have not (yet) completed.

[Add educational background](#)

Type	Academic year	Country of Institution	Name of Institution	Programme	Attachment
No educational background					
back to overview		previous	next	?	

Add your Bachelor level educational background first. Select the type of educational background (University). Fill in the first and last enrolment year of your Bachelor's degree. The first enrolment is the academic year during which you started this degree, the last enrolment is the academic year during which you finished this degree. Fill in the country in which you obtained your degree. Click "Search" to search for the institution at which you obtained your degree and select the University if it appears in the list. Repeat this to complete the name of the Bachelor's programme you studied. If your University does not appear in the list, please follow the instructions given on the next page.

APPLICANT

[Enrolments](#) > [Educational background](#) > [Detail](#)

Educational background detail

Type *	University	↓
First enrolment *	2018-2019	↓
Year in which you started the study programme.		
Last enrolment *	2021-2022	↓
Year in which you finalised the programme or last year of enrolment.		
Country of institution *	United Kingdom	↓
Institution	Click on 'Search'	Search Clear
Programme	Click on 'Search'	Search Clear
I obtained the diploma	<input type="radio"/> Yes <input type="radio"/> No	

[Delete](#)

[back to overview](#) [previous](#) [save and continue](#) [?](#)

If the university at which you obtained your Bachelor's degree does **not** appear in the list, click "You cannot find the institution in the list?".

APPLICANT

[Enrolments](#) > [Educational background](#) > [Find institution](#)

Find institution

Name, city or postal code	unknown	
Fill in (part of) the name, the city or postal code of the institution in the search field.		
Search	Cancel You cannot find the institution in the list?	
Name	Postal code	City
No institution found.		

[?](#)

Type the official and complete name of the university at which you obtained your Bachelor's degree, as well as the name of the programme you followed (for example 'Bachelor of Arts in Biological Sciences'), and then click "Next".

APPLICANT

[Enrolments](#) > [Educational background](#) > Institution not found

Institution not found

Add the official and complete name of the institution and the programme you have followed, so that we can add this information in the database.

Name of the institution *	University of Oxford
Name of the programme *	Bachelor of Arts in Biological Sciences
Next	



Select whether or not you have obtained the diploma of your Bachelor's degree. Selecting 'Yes' means that you have officially finished the bachelor programme and that you have graduated. In the case that you have graduated but your final certificate is not yet issued by the application deadline of 28 February 2025, you can upload an **official Certificate of Graduation**, issued, signed and stamped by the university at which you obtained your previous degree. If you have not yet graduated and obtained your final degree before the application deadline of 28 February 2025 (for example you will only graduate in June 2025), you can upload a **statement of expected graduation**. Click "Save and continue".

Add a scan of your bachelor Diploma certificate by clicking "Add attachment" and select document type: "Diploma or Degree".

APPLICANT

[Enrolments](#) > [Educational background](#) > Educational background - documents

Documents

Add a scan of your transcript of records and diploma in pdf or jpeg-format.

[Add attachment](#)

DocumentType	Actions
No documents	
back to overview	previous next



Click "Bestand kiezen" (or Choose File) to upload a scanned copy of your Bachelor's degree certificate. We accept certificates in **Dutch, French, German or English**. If your original certificate is in another language, it should be translated by an official translator. Non-translated certificates in other languages will not be accepted.

At the application stage it is not essential, but the certificate can already be legalized. In the case that your uploaded certificate is not yet legalized, you will have to submit

the legalized certificate after the scholarship selection announcement in April 2025 via E-mail. All information on the legalization procedure according to your home country can be found here:

<https://www.ugent.be/prospect/en/administration/application/application-degree/legalisation.htm>

To add a scan of your Transcript of Records, repeat the procedure by clicking "Add attachment" and select document type "Transcript of records or diploma supplement".

The uploaded Transcript of Records should contain all courses followed during your previous degree mentioning the number of credits and the final score obtained for each course. Your application will be rejected if you upload an incomplete Transcript of Records (for example only listing the courses you took in your last year). Please note the same rules regarding translating and legalizing documents apply to both certificates and transcripts.

If both your Bachelor's certificate and Transcript of Records are uploaded, click "Next".

You can also add previous master level higher education if applicable by clicking "Add educational background" again. **Do not add your secondary school educational background.**

When you have added your complete educational overview, click 'Next'.

Masters programme

Now you are ready to choose the master programme you wish to apply for:

- Select academic year '2025-2026'.
- Select programme type 'Master's Programme'.
- Select language 'English'.
- Select location 'Ghent'.
- Select Faculty 'Faculty of Bioscience Engineering'.
- Select Programme 'International Master of Science in Sustainable and Innovative Natural Resource Management'.
- Click 'Save and continue'.

APPLICANT

Enrolments > Choose a programme

In which academic year do you want to enrol?

Academic year * 2025-2026 ↓

Choose the programme you want to enrol for. The list below is based on your educational background.

Programme type * Master's Programme ↓

Language * English ↓

Location Ghent ↓

Faculty Faculty of Bioscience Engineering ↓

Programme * International Master of Science in Sustainable and Innovative Natural Resource Management ↓

[back to overview](#) [previous](#) [save and continue](#) [?](#)

Language skills

Since the SINReM programme is an English-taught master programme, you don't need to have Dutch language skills. Instead click on "English" and select "Advanced" or "Native language". Click "Add language certificate".

SINReM accepted official language test certificates:

- TOEFL iBT (at least total score of 86 out of 120, TOEFL iBT Home Edition is accepted)
- TOEFL pBT (at least total score of 570)
- Academic IELTS (overall band score of at least 6.5 with at least 6 for writing, IELTS Online is accepted)
- Cambridge C1 advanced certificate (formerly Cambridge Certificate in Advanced English (CAE))

Other certificates such as TOEIC, Duolingo etc. will not be accepted.

Please note nationals of all EU and EEA countries, Australia, Botswana, Cameroon, Canada, Eritrea, Gambia, Ghana, Guyana, India, Ireland, Jamaica, Kenya, Liberia, Malawi, Namibia, New Zealand, Nigeria, Pakistan, Philippines, Rwanda, Sierra Leone, South Africa, Sri Lanka, Tanzania, Uganda, UK, USA, Zambia and Zimbabwe **are exempt from providing an English language test certificate as listed above.** Instead, they may provide a stamped and signed certificate of English proficiency issued by their previous university if they have obtained at least 60 ECTS credits with English as the language of instruction during a previous higher education degree.

[APPLICANT](#)

[Enrolments](#) > [Enrolment application](#) > [Language skills](#)

Language skills

+ Dutch

- English

Level Advanced

If you have proof of (English) language proficiency, please add a PDF by clicking 'Add language certificate'.

Add language certificate

Type	Date	Score	Attachment	Comment
No language certificates				

+ Other languages

[back to overview](#) [previous](#) [save and continue](#) [?](#)

When adding an English language test certificate, select the type of your language certificate, fill in the date on which you obtained this language certificate, and state the score you obtained on the language test. Upload a scan of your English language certificate by clicking "Bestand kiezen" (or Choose File). You will not be granted academic admission to the SINReM programme without a valid English language certificate.

Uploading a fraudulent English language certificate will lead to immediate exclusion from all applications. The English language certificate should be uploaded on the application portal before the application deadline. English language certificates are not accepted after the application deadline and your application file will not be eligible for admission if an English language certificate is missing.

For students exempt from providing a test certificate, select the type of your language certificate "Official certificate confirming that the language of instruction is English". Upload an English Language of Instruction certificate by clicking "Bestand kiezen" (or Choose File) and fill in "pass" in the "score" field. This certificate should be **issued, stamped and signed by your previous university and mention explicitly that English was the language of instruction during your previous degree.**

Click "Save and close" followed by "Save and continue".

APPLICANT

Enrolments > Enrolment application > Language skills

Language skills

+ Dutch

- English

Level

If you hold a proof

Add language certificate

Type *

Date *

Score *

Add attachment

Comment

Official certificate confirming that the language of instruction is English

C2 Proficiency, formerly known as Cambridge English: Proficiency (CPE)

Certificate issued by a university language centre, level C1

Official certificate confirming that the language of instruction is English

Pearson Test of English Academic (PTE Academic) score from 70 up to 84 incl.

Pearson Test of English Academic (PTE Academic) score from 85 or higher

TOEFL - Internet Based Test

TOEFL - Paper Based Test

TOEIC certificate, not valid for application

change Remove

back to overview

?

Personal data

Complete the available fields, including selecting your gender identity, and adding a picture. Please make sure the picture meets all requirements:

- Stand in front of a white wall/screen in a well-lit room
- Use your smartphone or digital camera (a 2-megapixel resolution is sufficient)
- Do not take a selfie, have someone else take the picture
- Your face must be clear and recognizable
- Take the picture in portrait mode, your face should cover two thirds of the image
- Face forward and look straight into the lens

Crop the picture if required and then select "Save and continue".

APPLICANT

Enrolments > Enrolment application > Personal details

This is the personal information in your file at Ghent University. If this information is not correct, please contact the central student administration: www.UGent.be/csa

Surname: Darwin

First name: Charles **Preferred name**

Initials:

Name on degree: Charles Darwin

Date of Birth: 22/05/2000

Place of Birth: London

Country of Birth: United Kingdom

Gender identity: Male **Save Cancel**

Picture: **add picture remove picture**

back to overview previous **save and continue**

?

Check how your student card will look like and click "Confirm" when you are happy with the picture and your preferred name is correct.

[APPLICANT](#)


[Enrolments](#) > [Enrolment application](#) > [Personal details](#) > [Picture](#)

Confirm picture

This is what your student card will look like.

You can still change the image now.

If you want to change it later, this will entail additional costs.



[back to overview](#) [previous](#) [confirm](#)

Add your emergency contact person, this person will only be contacted if something happens to you during your studies.

Click "Add contact", fill in the data of your emergency contact (a phone number is mandatory) and then click "Save and continue".

When all emergency contact information is complete, click "Next".

[APPLICANT](#)

[Enrolments](#) > [Enrolment application](#) > [Persons to contact](#)

Contact person in case of emergency

Person(s) (e.g. relatives) who may be contacted by Ghent University in case of an emergency.

Note: Medical data, only to be used in case of emergency, can be added via My Oasis > Medical details

[Add contact](#)

First name	Name	E-mail	Phone	Mobile
No contacts				

[back to overview](#) [previous](#) [next](#) [?](#)

Fill in your passport number and indicate whether you have a second nationality and specify. Click "Save and continue".

Click "Add document" to add a scanned copy of your international passport or other official proof of identity (national ID card, driver's license). An international passport is not mandatory at application stage but will be necessary to apply for a visa to travel to Belgium. In case you have a second nationality, click "Add document" again to add a scanned copy of some official proof of your second nationality. When finished, click "Save and continue".

Academic and professional background

Fill in what CGPA you obtained during your Bachelor's degree as written on your Transcript of Records or Diploma Supplement of your Bachelor's degree.

Fill in the major you want to follow during your second SINReM year:

- Resource Recovery and Sustainable Materials (Ghent University)
- Circular Societies (Ghent University)
- Sustainable Processes (TU Freiberg)
- Georesource Exploration (Uppsala University)
- Sustainable Entrepreneurship (Uppsala University)

Please note during your first SINReM year, you will be able to change your major choice if you desire. More info on the content of the different majors can be found at <https://sinrem.eu/programme/>

Please let us know how you first learned about the SINReM programme using the drop-down menu. Click "Save and continue".

APPLICANT

[Enrolments](#) > [Enrolment application](#) > Academic & professional background - questions

Academic & professional background - questions

What is the CGPA you obtained during your bachelor degree? Please state the score and scale (for example 3.61/4, 4.10/5, 8.98/10, ...): *

3.62/4

Which major do you want to follow during your second SINReM year?
During your first SINReM year, you will be able to change your major choice. More info on the content of the different majors can be found on <https://sinrem.eu/programme/> *

Resource Recovery and Sustainable Materials (Ghent University)

How did you first learn about this master programme? *

Recruitment fair online

[back to overview](#)

[previous](#)

[save and continue](#)

?

Click "Add document" to add a summary (maximum one A4 page) of your Bachelor's (or relevant Master's) thesis topic. This is not a mandatory field. If you have not written a thesis during your degree, you can also upload a summary of an internship or other project work. If you have not written a thesis or done an internship/project during your degree, leave this field blank.

Having written a Bachelor or Master thesis (or internship/project report) within the SINReM scope (mineral and metal raw materials and natural resources) will rank you higher when applying for a scholarship!

Click "Add document" to add your CV. You can choose your own format for the CV. Reference letters are **not required** and should not be uploaded. You can, however, mention references in your CV. Click "Save and continue".

APPLICANT

[Enrolments](#) > [Enrolment application](#) > Academic & professional background

Academic & professional background

If you have written a thesis during your Bachelor degree, please upload a summary of this thesis (max 1 page).

[Add document](#)

Creationdate	Remark	Download
13-09-2022		Download

If you have written a thesis during your Master degree, please upload a summary of this thesis (max 1 page).

[Add document](#)

Add your CV. There is no official template. *

[Add document](#)

Creationdate	Remark	Download
13-09-2022		Download

[back to overview](#)

[previous](#)

[save and continue](#)



Apply for a scholarship

The SINReM programme offers **EIT AVSA scholarships**. **SINReM does not award Erasmus Mundus scholarships for students starting their studies in September 2025**. Please find more information on scholarships at <https://sinrem.eu/scholarships-fees/>

An **EIT AVSA scholarship** is **15,000€** for **all nationalities**. EIT AVSA scholarship holders receive 10 monthly allowances of 1,500€ from March until December 2026. Tuition fees for the SINReM programme is **not** included in your scholarship.

Prior to the start of the SINReM programme, **non-EEA* and non-Swiss EIT AVSA scholarship holders need to pay a 12,000€ tuition fee for the first SINReM year**. Tuition fees for the second SINReM year are also 12,000€ but will be partially waived to 4,000€ after a decision by the SINReM Management Board if you successfully pass all courses

of the first year. The deadline for non-EEA* and non-Swiss students to submit your SINReM application as a self-funding student or if you apply for an AVSA scholarship is **28 February 2025**.

Prior to the start of the SINReM programme, **EEA* and Swiss EIT AVSA scholarship holders need to pay a 2,000€ tuition fee for the first SINReM year**. Tuition fees for the second SINReM year are also 2,000€. The deadline for EEA* and Swiss students to submit your SINReM application as a self-funding student or if you apply for an AVSA scholarship is **31 May 2025**.

*European Economic Area

Do not apply for an EIT AVSA scholarship if your financial situation does not allow you to follow the SINReM programme with this partial scholarship.

Select "EIT Raw Materials AVSA scholarship" to apply for an AVSA scholarship. Do not add documents in the context of your scholarship application or your self-supporting resources here. Scholarship selection is based on your degree(s), Transcript of Records, summary of bachelor's/master's thesis, CV, and motivation letter uploaded in other sections of this application form.

If you are not willing or able to follow the SINReM programme as a self-funding student, select Self-supporting student "No".

If you are willing and able to follow the SINReM programme as a self-funding student, select Self-supporting student "Yes". Indicate in the application portal what your financial resources are in case you want to enroll as a self-supporting student, then click "Save and continue".

Indicating that you are willing and able to fund your studies yourself will not decrease your chances of being selected for a scholarship.

The estimated total cost of the SINReM programme is approximately 53,000€ for non-EEA and non-Swiss students and 39,000€ for EEA and Swiss students:

- Tuition fees: non-EEA and non-Swiss students 24,000€
- Tuition fees: EEA and Swiss students: 12,000€
- Living expenses: 1000€ per month: 24,000€
- Travel: 3000-5000€

Please note to apply for a visa, you will have to prove sufficient means of subsistence during your studies. Find more information at:

<https://www.ugent.be/prospect/en/administration/visa-residencepermit-insurance/visa/subsistence.htm>

APPLICANT

Enrolments > Enrolment application > Scholarship

Scholarships

Scholarships (tick the scholarships you want to apply for and drag them into the order of your preference)

+ ☒ EIT Raw Materials AVSA scholarship, more information can be found here

Here you can add documents in the context of your scholarship application or your self-supporting resources:

Add document

Type	Remark	Creationdate	Download
No documents			

Self-supporting student *

Yes

Will you be a self-supporting student? Or in case you apply for a scholarship and you are not awarded or not eligible for this scholarship, will and can you join the programme as a self-supporting student? For example will you apply for a scholarship not offered by the programme (e.g. a scholarship from your own country)? Or will your family support you financially or do you have enough own savings? Or will your current employer keep paying your salary during your studies? The answer to this question will not affect your chances for a scholarship in any way.

Indicate here which financial resources you will use to fund your studies as a self-supporting student. Will you apply for a scholarship not offered by the programme (for example a scholarship from your own country)? Or will your family support you financially or do you have enough own savings? Or will your current employer keep paying your salary during your studies? In case you want to add documents, you can upload them via 'Add documents'.

- ☐ Scholarship
- ☐ Employer
- ☒ Family
- ☐ Individual Sponsor - own resources
- ☐ Other financial means

back to overview

previous

save and continue

?

Motivation

Select "Motivation as attachment" and click "Add document". Click "Bestand kiezen" (or Choose File) to upload your motivation letter as a PDF document of maximum 1 A4 page. **Motivation letters longer than 1 A4 page will not be read.**

APPLICANT

Enrolments > Enrolment application > Motivatie

Motivation

Motivate why you wish to join the programme. Motivate why you deserve an Erasmus Mundus or AVSA scholarship in case you apply for one. Please add the motivation letter as an attachment. The letter should not be longer than 1 A4 page and should be addressed to the SINReM Student Selection Committee.

- ☐ Motivation in text format (maximum 1000 characters)
- ☒ Motivation as attachment

Add document

Type	Remark	Creationdate	Download
		13-09-2022	Download
back to overview	previous	save and continue	?

There is no fixed template or number of words for the motivation letter but it should be addressed to the SINReM Student Selection Committee. In the letter explain why you are a suitable student for the SINReM programme, describe how your previous education and experience is relevant for the SINReM programme and describe your future plans. If applicable, justify why you deserve an AVSA scholarship.

Click "Save and continue".

Final check and submission

Check all boxes. Enrolling to the SINReM programme includes automatic subscription to a valid Belgian health insurance policy. In case you are a self-funding student or you are selected for an AVSA scholarship, you will have to prove sufficient means of subsistence during your studies before enrolment.

Click "Submit your enrolment application".

APPLICANT

[Enrolments](#) > [Enrolment application](#) > Submit your enrolment application

Submit your enrolment application

Enrolment application for 2024-2025: International Master of Science in Sustainable and Innovative Natural Resource Management

- ☒ I hereby certify that the information provided in this application is **accurate and complete**. I understand that inaccurate or incomplete information may affect my enrolment. Misrepresentation of this information is ground for admission denial, expulsion from Ghent University or cancellation of the scholarship (when applicable).
- ☒ I understand that, as an international student in Belgium, I am required by **Belgian Law** to prove that I am covered by a valid health insurance policy.
- ☒ I confirm that I will possess **substantial financial** and material means to support myself for the complete duration of my stay as a student and therefore I acknowledge that I cannot claim financial or material aid from Ghent University. Proof can be required at the time of enrolment.
- ☒ I, the undersigned, hereby give my consent to the Selection Committee of the International Master of Science in Sustainable and Innovative Natural Resource Management and the International Admissions Desk, Office for Student Administration and Study Programmes, Department of Educational Affairs of Ghent University to request information about my academic qualifications and professional experience, as stated in this application, for the purpose of collecting and verifying this information in relation to my application.

If you would like more information about the processing of your personal data by UGent, please click [here](#). You can change your privacy preferences in the OASIS web application for students after enrolment.

[back to overview](#)

[previous](#)

[Submit your enrolment application](#)



Step 6: OASIS – Application status

Now you have submitted your application and the SINReM Student Selection Committee will check your file and decide on academic admission and scholarship selection. You will be informed via email by **15 April 2025** about the admission and scholarship selection outcome.

If successful, you will be sent instructions on how to obtain your Ghent University Letter of Admission. Although you have successfully submitted your application form, you are not yet enrolled. In the case you are selected for admission (and you have received your Letter of Admission) you will be able to finalize your enrollment in August 2025.

You can check the status of your application at any time by clicking “Details”. Before the SINReM Student Selection Committee has checked and approved your English language certificate, you will see the message “The language proof of English that you added will be verified by the administration”. This will disappear as soon as your language certificate has been verified.

In case you decide to withdraw your application at any time click “Stop”.



We wish you the best of luck with your application!

Best wishes,

the SINReM Management Team