

**International Master in  
Sustainable and Innovative  
Natural Resource Management**

# **SINReM Application Manual**

Version: November 2025



## Contents

|   |    |
|---|----|
| Welcome .....                                 | 3  |
| Application deadlines.....                    | 3  |
| Step 1: Access the application portal .....   | 4  |
| Step 2: Create OASIS Account .....            | 4  |
| Step 3: OASIS – Applying for enrollment ..... | 6  |
| Step 4: OASIS – Application.....              | 8  |
| Educational background.....                   | 8  |
| Masters programme .....                       | 12 |
| Language skills.....                          | 14 |
| Personal data .....                           | 16 |
| Academic and professional background .....    | 18 |
| Apply for a scholarship.....                  | 19 |
| Motivation.....                               | 21 |
| Final check and submission .....              | 22 |
| Step 5: OASIS – Application status .....      | 23 |

# Welcome

Dear prospective student,

Thank you for your interest in the **International Master in Sustainable and Innovative Natural Resource Management** (SINReM) programme. Before applying for the September 2026 intake, please read this manual and follow its instructions.

## Application deadlines

- The deadline for all **applicants** to submit the application form if applying for an SINReM consortium scholarship for intake September 2026 is **28 February 2026**.
- The deadline for **nationals of non-EEA\* countries** to submit the application form if applying as a self-funding student for intake September 2026 is **28 February 2026**.
- The deadline for **nationals of EEA countries** (all EU countries + Iceland, Liechtenstein, Norway)) to submit the application form if applying as a self-funding student for intake September 2026 is **15 June 2026**.

Link to application portal:

<https://oasis.ugent.be/oasis-web/registratie?0&target=inschrijven>

\*European Economic Area: Member States of the European Union (EU) and Iceland, Liechtenstein and Norway

## Step 1: Access the application portal

Visit <https://sinrem.eu/admission-applying/> to find out if you are eligible to apply for the academic admission and/or a scholarship for the SINReM programme. Complete the questions on the webpage honestly to get access to the Application Portal. The Portal will be open from 20 November 2025.

### Apply here

### Apply here

Find out if you are eligible to apply for academic admission and/or a scholarship for the SINReM programme. Complete the questions below and get access to the Application Portal. Carefully read the **SINReM Applications Manual** to guide you through the application procedure.

I meet the English language requirements.

I have obtained the equivalent of at least 10 ECTS credits chemistry and 15 ECTS credits physics/mathematics.

I have a bachelor degree in a field relevant for the SINReM programme.

I have a bachelor degree in a field relevant for the SINReM programme.

I obtained very good or excellent grades.

I will be officially graduated before enrolling in the programme.



The application portal for SINReM intake September 2026 will open on Thursday 20 November.

You can now apply for SINReM intake in September 2026

## Step 2: Create OASIS Account

On the OASIS application portal of Ghent University, you can click "Log in with username and password" if you are an existing user, otherwise you should "Register by creating an account". If you possess a Belgian eID, you may also choose to "Register with Authenticatie Vlaanderen".

# Welcome at Ghent University

| Existing user  | New at Ghent University?   |
|--|--|
| <div><div>Log in with Authenticatie Vlaanderen (e-ID, Itsme®)</div></div> <div>OR</div> <div><div>Log in with username and password</div></div> | <div><div>Register with Authenticatie Vlaanderen (e-ID, Itsme®)</div></div> <div>OR</div> <div><div>Register by creating an account</div></div> |

Enter your e-mail address, complete the captcha and click "Register".


## New account

Fill in the captcha and your email address in the fields below, and then click the button "Register" to log in. Depending on your email address, you will find yourself in one of these situations:

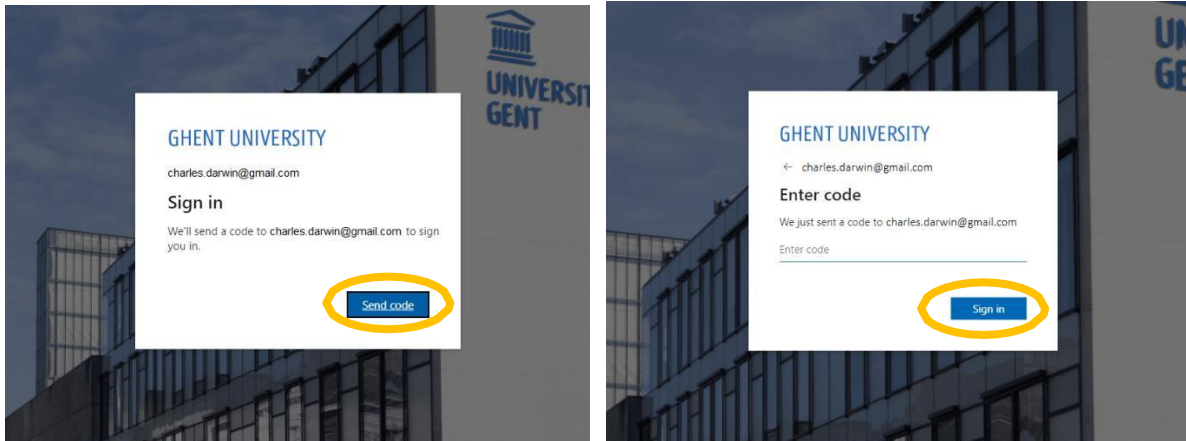
- If you have a Microsoft school or work account, or a personal Microsoft account (for example Hotmail, Live or Outlook), you can log in with that account.
- If you have a Google account, log in with Google.
- In any other case, you will receive a mail with a code. Fill in this code in the UGent log in screen.

E-mail \*

I am not a robot.\*



To validate your email address click "Send code", this will send a code to your chosen email account which you can enter and subsequently click "Sign in" and "Accept" the requested permissions.



Complete the information requested, please note fields with an (\*) are mandatory. When you are finished with each page click on "Save and continue" to proceed to the next page:

1. Personal information. The Belgian Social Security Number is not a mandatory field and you can leave this blank. Do not forget to take note of the Generic code of conduct for the processing of personal data and confidential information at Ghent University and the Ghent University privacy statement.
2. Contact details. Skype is not a mandatory field and you can leave this blank
3. Residence address. Check the correspondence address box. Before your arrival in Belgium, no postal mail will be sent to you. All documents and certificates will be sent by e-mail. After your arrival in Belgium, you can change your correspondence address to receive university-related postal mail in Belgium.

Please confirm all personal information is correct and then "Confirm registration".

### Step 3: OASIS – Applying for enrollment

To apply for an enrollment, click on the "Enrolments" option on the left-hand side of the page.

Please indicate whether you have been granted refugee status or subsidiary protection status by the Belgian authorities. Indicate if you are a national of a non-EU country and hence you are required to apply for a visa to enter Belgium. In this case, fill in the e-mail address of the Belgian Embassy in your home country to which you will apply for your visa. Click "Save and continue" and then "Apply for enrolment".



APPLICANT

Enrolments > Residency and visa

## Residency and visa

Currently, I am granted refugee status or subsidiary protection status by the Belgian authorities.

☐ Yes  
☒ No

I am a national from a non-EU country and I am required to apply for a visa for entry into Belgium.

☒ Yes  
☐ No

E-mail address embassy \*

belgianembassyinmycountry@embassy.com

Please state the e-mail address of the embassy where you apply for your visa. The letter of admission is then sent directly to the embassy.

[back to overview](#) [save and continue](#) [?](#)

To apply for enrolment to the SINReM programme, click “Enrolment application” as a **degree student**.

Once you have started your first enrolment application, you can apply for enrolment for a second master programme by following the same steps. However, you cannot apply for more than two Ghent University programmes at the same time in the OASIS portal.

APPLICANT

Enrolments > Select programme type

**Apply as a degree student**

I want to apply for either a bachelor programme, a master programme, a preparatory programme, permanent training, postgraduate or a microcredential as a degree student. A degree student enrolls with the intention of obtaining a diploma.

[Enrolment application](#)

[back to overview](#) [previous](#)

**Enrolling for course units**

I want to enrol in a credit contract for separate course units.

[Enrolment application](#)

[?](#)

## Step 4: OASIS – Application

### Educational background

List your educational background. Since you are applying for a Master programme, you only have to add previous Bachelor level higher education degrees. You can add previous Master level degrees if applicable, but **do not include secondary school education background**.

To be admitted to the SINReM programme, you need to:

- hold a Bachelor's degree (equivalent to at least 180 ECTS) in a discipline closely related to the SINReM scope (chemical engineering, chemistry, environmental sciences and engineering, (applied) geology, geophysics, mining engineering, mineralogy, materials sciences, metallurgy, process engineering, bioscience engineering, biotechnology). Degrees in natural resources management (forestry, wildlife management, ecology, bio-conservation) are not suited for the SINReM programme
- have obtained at least 15 ECTS credits (450 hours of work) in mathematics and/or physics; and 10 ECTS credits in chemistry (300 hours of work) during your previous university education
- have completed your Bachelor's degree with very good or excellent grades (typically top 30% of the students)

#### APPLICANT

Enrolments > Educational background

#### Overview educational background

List your complete educational background (secondary education, higher education, ...) by clicking on 'add educational background'.  
In addition, add each programme that you have not (yet) completed.

Add educational background

| Type                      | Academic year | Country of institution | Name of institution | Programme | Attachment |
|---------------------------|---------------|------------------------|---------------------|-----------|------------|
| No educational background |               |                        |                     |           |            |
| back to overview          |               | previous               | next                |           |            |

Add your Bachelor level educational background first. Select the type of educational background (University). Fill in the first and last enrolment year of your Bachelor's degree. The first enrolment is the academic year during which you started this degree, the last enrolment is the academic year during which you finished this degree. Fill in the country in which you obtained your degree. Click "Search" to search for the institution at which you obtained your degree and select the University if it appears in the list. Repeat this to complete the name of the Bachelor's programme you studied. If your University does not appear in the list, please follow the instructions given on the next page.



## APPLICANT

[Enrolments](#) > [Educational background](#) > [Detail](#)

### Educational background detail

|  |   |  |
|--|---|--|
| Type *   | University  | ↓  |
| First enrolment *  | 2018-2019   | ↓  |
| Year in which you started the study programme.                       |   |  |
| Last enrolment *   | 2021-2022   | ↓  |
| Year in which you finalised the programme or last year of enrolment. |   |  |
| Country of institution *   | United Kingdom  | ↓  |
| Institution  | Click on 'Search'                                     | <a href="#">Search</a> <a href="#">Clear</a> |
| Programme  | Click on 'Search'                                     | <a href="#">Search</a> <a href="#">Clear</a> |
| I obtained the diploma   | <input type="radio"/> Yes<br><input type="radio"/> No |  |

[Delete](#)

[back to overview](#) [previous](#) [save and continue](#) [?](#)

If the university at which you obtained your Bachelor's degree does **not** appear in the list, click "You cannot find the institution in the list?".

## APPLICANT

[Enrolments](#) > [Educational background](#) > [Find institution](#)

### Find institution

|                           |         |
|---------------------------|---------|
| Name, city or postal code | unknown |
|---------------------------|---------|

Fill in (part of) the name, the city or postal code of the institution in the search field.

[Search](#) [Cancel](#) [You cannot find the institution in the list?](#)

| Name                  | Postal code | City |
|-----------------------|-------------|------|
| No institution found. |             |      |

[?](#)

Type the official and complete name of the university at which you obtained your Bachelor's degree, as well as the name of the programme you followed (for example 'Bachelor of Arts in Biological Sciences'), and then click "Next".

## APPLICANT

[Enrolments](#) > [Educational background](#) > Institution not found

### Institution not found

Add the official and complete name of the institution and the programme you have followed, so that we can add this information in the database.

Name of the institution \*

Name of the programme \*

[Next](#)

?

Select whether or not you have obtained the diploma of your Bachelor's degree. Selecting 'Yes' means that you have officially finished the bachelor programme and that you have graduated. In the case that you have graduated but your final certificate is not yet issued by the application deadline of 28 February 2026, you can upload an **official Certificate of Graduation**, issued, signed and stamped by the university at which you obtained your previous degree. If you have not yet graduated and obtained your final degree before the application deadline of 28 February 2026 (for example you will only graduate in June 2026), you can upload a **statement of expected graduation** to apply for academic admission to the SINReM programme **but in this case you will not be considered for a Consortium scholarship.**

**Applicants who are national of European Economic Area (EEA) countries (all EU countries + Iceland, Liechtenstein, Norway) are exempted from having obtained the bachelor degree before the deadline of 28 February 2026 and can apply for a SINReM scholarship based on a proof of enrolment in their last bachelor year and a transcript of records of earlier bachelor years. Their motivation letter should clearly state when obtaining the bachelor diploma is expected.**

Click "Save and continue".

Add a scan of your bachelor Diploma certificate by clicking "Add attachment" and select document type: "Diploma or Degree".

## APPLICANT

[Enrolments](#) > [Educational background](#) > Educational background - documents

### Documents

Add a scan of your transcript of records and diploma in pdf or jpeg-format.

[Add attachment](#)

| DocumentType                     | Actions                                       |
|----------------------------------|---|
| No documents                     |   |
| <a href="#">back to overview</a> | <a href="#">previous</a> <a href="#">next</a> |

?

Click "Bestand kiezen" (or Choose File) to upload a scanned copy of your Bachelor's degree certificate. We accept certificates in **Dutch, French, German or English**. If your original certificate is in another language, it should be translated by an official translator. Non-translated certificates in other languages will not be accepted.

At the application stage it is not essential, but the certificate can already be legalized. In the case that your uploaded certificate is not yet legalized, you will have to submit

the legalized certificate after the scholarship selection announcement in April 2026 via E-mail. All information on the legalization procedure according to your home country can be found here:

<https://www.ugent.be/prospect/en/administration/application/application-degree/legalisation.htm>

To add a scan of your Transcript of Records, repeat the procedure by clicking "Add attachment" and select document type "Transcript of records or diploma supplement".

The uploaded Transcript of Records should contain all courses followed during your previous degree mentioning the number of credits and the final score obtained for each course. Your application will be rejected if you upload an incomplete Transcript of Records (for example only listing the courses you took in your last year). Please note the same rules regarding translating and legalizing documents apply to both certificates and transcripts.

If both your Bachelor's certificate and Transcript of Records are uploaded, click "Next".

You can also add previous master level higher education if applicable by clicking "Add educational background" again. **Do not add your secondary school educational background.**

When you have added your complete educational overview, click 'Next'.

## Masters programme

Now you are ready to choose the master programme you wish to apply for:

- Select academic year '2026-2027'.
- Select programme type 'Master's Programme'.
- Select language 'English'.
- Select location 'Ghent'.
- Select Faculty 'Faculty of Bioscience Engineering'.
- Select Programme 'International Master of Science in Sustainable and Innovative Natural Resource Management'.
- Click 'Save and continue'.

[Enrolments](#) > Choose a programme

In which academic year do you want to enrol?

Academic year \* 2026-2027 ↓

Choose the programme you want to enrol for. The list below is based on your educational background.

Programme type \* Master's Programme ↓

Language \* English ↓

Location Ghent ↓

Faculty Faculty of Bioscience Engineering ↓

Programme \* International Master of Science in Sustainable and Innovative Natural Resource Management ↓

[Back to overview](#)

[Previous](#)

[Save and continue](#)



## Language skills

Since the SINReM programme is an English-taught master programme, you don't need to have Dutch language skills. Instead click on "English" and select "Advanced" or "Native language". Click "Add language certificate".

SINReM accepted official language test certificates:

- TOEFL iBT (at least total score of 86 out of 120, TOEFL iBT Home Edition is accepted)
- TOEFL pBT (at least total score of 570)
- Academic IELTS (overall band score of at least 6.5 with at least 6 for all sub parts, IELTS Online is accepted)
- Cambridge C1 advanced certificate (formerly Cambridge Certificate in Advanced English (CAE))

**Other certificates such as TOEIC, Duolingo etc. will not be accepted.**

Please note nationals of all EU and EEA countries, Australia, Botswana, Cameroon, Canada, Eritrea, Gambia, Ghana, Guyana, India, Ireland, Jamaica, Kenya, Liberia, Malawi, Namibia, New Zealand, Nigeria, Philippines, Rwanda, Sierra Leone, South Africa, Sri Lanka, Tanzania, Uganda, UK, USA, Zambia and Zimbabwe **are exempt from providing an English language test certificate as listed above.** Instead, they may provide a stamped and signed certificate of English proficiency issued by their previous university if they have obtained at least 60 ECTS credits with English as the language of instruction during a previous higher education degree.

[APPLICANT](#)

[Enrolments](#) > [Enrolment application](#) > [Language skills](#)

Language skills

+ Dutch

- English

Level

If you have proof of (English) language proficiency, please add a PDF by clicking 'Add language certificate'.

Add language certificate

| Type                     | Date | Score | Attachment | Comment |
|--------------------------|------|-------|------------|---------|
| No language certificates |      |       |            |         |

+ Other languages

[back to overview](#) [previous](#) [save and continue](#) [?](#)

When adding an English language test certificate, select the type of your language certificate, fill in the date on which you obtained this language certificate, and state the score you obtained on the language test. Upload a scan of your English language certificate by clicking "Bestand kiezen" (or Choose File). You will not be granted academic admission to the SINReM programme without a valid English language certificate.

**Uploading a fraudulent English language certificate will lead to immediate exclusion from all applications. The English language certificate should be uploaded on the application portal before the application deadline. English language certificates are not accepted after the application deadline and your application file will not be eligible for admission if an English language certificate is missing.**

For students exempt from providing a test certificate, select the type of your language certificate "Official certificate confirming that the language of instruction is English". Upload an English Language of Instruction certificate by clicking "Bestand kiezen" (or Choose File) and fill in "pass" in the "score" field. This certificate should be **issued, stamped and signed by your previous university and mention explicitly that English was the language of instruction during your previous degree.**

Click "Save and close" followed by "Save and continue".



**APPLICANT**

Enrolments > Enrolment application > Language skills

Language skills

+ Dutch

- English

Level

If you hold a proof

Add language certificate

Type \*

Date \*

Score \*

Add attachment

Comment

Official certificate confirming that the language of instruction is English

C2 Proficiency, formerly known as Cambridge English: Proficiency (CPE)

Certificate issued by a university language centre, level C1

Official certificate confirming that the language of instruction is English

Pearson Test of English Academic (PTE Academic) score from 70 up to 84 incl.

Pearson Test of English Academic (PTE Academic) score from 85 or higher

TOEFL - Internet Based Test

TOEFL - Paper Based Test

TOEIC certificate, not valid for application

change Remove

back to overview

?

## Personal data

Complete the available fields, including selecting your gender identity, and adding a picture. Please make sure the picture meets all requirements:

- Stand in front of a white wall/screen in a well-lit room
- Use your smartphone or digital camera (a 2-megapixel resolution is sufficient)
- Do not take a selfie, have someone else take the picture
- Your face must be clear and recognizable
- Take the picture in portrait mode, your face should cover two thirds of the image
- Face forward and look straight into the lens

Crop the picture if required and then select "Save and continue".

**APPLICANT**

Enrolments > Enrolment application > Personal details

This is the personal information in your file at Ghent University. If this information is not correct, please contact the central student administration: [www.UGent.be/csa](http://www.UGent.be/csa)

Surname: Darwin

First name: Charles **Preferred name**

Initials:

Name on degree: Charles Darwin

Date of Birth: 22/05/2000

Place of Birth: London

Country of Birth: United Kingdom

Gender identity: Male **Save Cancel**

Picture: **add picture remove picture**

back to overview previous **save and continue**

?

Check how your student card will look like and click "Confirm" when you are happy with the picture and your preferred name is correct.

[APPLICANT](#)


[Enrolments](#) > [Enrolment application](#) > [Personal details](#) > [Picture](#)

**Confirm picture**

This is what your student card will look like.

You can still change the image now.

If you want to change it later, this will entail additional costs.



[back to overview](#) [previous](#) [confirm](#)

Add your emergency contact person, this person will only be contacted if something happens to you during your studies.

Click "Add contact", fill in the data of your emergency contact (a phone number is mandatory) and then click "Save and continue".

When all emergency contact information is complete, click "Next".

[APPLICANT](#)

[Enrolments](#) > [Enrolment application](#) > [Persons to contact](#)

**Contact person in case of emergency**

Person(s) (e.g. relatives) who may be contacted by Ghent University in case of an emergency.

Note: Medical data, only to be used in case of emergency, can be added via My Oasis > Medical details

[Add contact](#)

| First name  | Name | E-mail | Phone | Mobile |
|-------------|------|--------|-------|--------|
| No contacts |      |        |       |        |

[back to overview](#) [previous](#) [next](#) [?](#)

Fill in your passport number and indicate whether you have a second nationality and specify. Click "Save and continue".

Click "Add document" to add a scanned copy of your international passport or other official proof of identity (national ID card, driver's license). An international passport is not mandatory at application stage but will be necessary to apply for a visa to travel to Belgium. In case you have a second nationality, click "Add document" again to add a scanned copy of some official proof of your second nationality. When finished, click "Save and continue".

## Academic and professional background

Fill in what CGPA you obtained during your Bachelor's degree as written on your Transcript of Records or Diploma Supplement of your Bachelor's degree.

Fill in the major you want to follow during your second SINReM year:

- Circular Societies and Sustainable Materials (Ghent University)
- Sustainable Processes (TU Freiberg)
- Georesource Exploration (Uppsala University)
- Sustainable Entrepreneurship (Uppsala University)

**Please note during your first SINReM year, you will be able to change your major choice if you desire.** More info on the content of the different majors can be found at <https://sinrem.eu/programme/>

Please let us know how you first learned about the SINReM programme using the drop-down menu. Click "Save and continue".

### APPLICANT

Enrolments > Enrolment application > Academic & professional background - questions

#### Academic & professional background - questions

What is the CGPA you obtained during your bachelor degree? Please state the score and scale (for example 3.61/4, 4.10/5, 8.98/10, ...): \*

3.62/4

Which major do you want to follow during your second SINReM year?

During your first SINReM year, you will be able to change your major choice. More info on the content of the different majors can be found on <https://sinrem.eu/programme/> \*

Resource Recovery and Sustainable Materials (Ghent University)

How did you first learn about this master programme? \*

Recruitment fair online

back to overview

previous

save and continue



Click "Add document" to add a summary (maximum one A4 page) of your Bachelor's (or relevant Master's) thesis topic. This is not a mandatory field. If you have not written a thesis during your degree, you can also upload a summary of an internship or other project work. If you have not written a thesis or done an internship/project during your degree, leave this field blank.

Having written a Bachelor or Master thesis (or internship/project report) within the SINReM scope (mineral and metal raw materials and natural resources) will rank you higher when applying for a scholarship.

Click "Add document" to add your CV. You can choose your own format for the CV. Reference letters are **not required** and should not be uploaded. You can, however, mention references in your CV. Click "Save and continue".

#### APPLICANT

[Enrolments](#) > [Enrolment application](#) > Academic & professional background

#### Academic & professional background

If you have written a thesis during your Bachelor degree, please upload a summary of this thesis (max 1 page).

[Add document](#)

| Creationdate | Remark | Download                 |
|--------------|--------|--------------------------|
| 13-09-2022   |        | <a href="#">Download</a> |

If you have written a thesis during your Master degree, please upload a summary of this thesis (max 1 page).

[Add document](#)

Add your CV. There is no official template. \*

[Add document](#)

| Creationdate | Remark | Download                 |
|--------------|--------|--------------------------|
| 13-09-2022   |        | <a href="#">Download</a> |

[back to overview](#)

[previous](#)

[save and continue](#)



## Apply for a scholarship

The SINReM programme offers SINReM **consortium scholarships**. **SINReM does not award Erasmus Mundus scholarships for students starting their studies in September 2026.** Please find more information on scholarships at <https://sinrem.eu/scholarships-fees/>

A **consortium scholarship** is **15,000€** for **all nationalities**. Consortium scholarship holders receive a monthly allowances of 625€. With this allowance, students should be able to cover housing and travelling costs, other living costs not included. Also, tuition fees for the SINReM programme is **not** included in your scholarship.

**Non-EEA and non-Swiss students need to pay a 9,000€ tuition fee for the first SINReM year.** Students can apply for a partial programme participation cost waiver for the second year in case all courses have been successfully passed during the first year. For excellent students this can mean a waiver down to 2,000 euro for the second year. The deadline for non-EEA\* and

non-Swiss students to submit your SINReM application as a self-funding student or if you apply for a consortium scholarship is **28 February 2026**.

Prior to the start of the SINReM programme, **EEA\* and Swiss SINReM consortium scholarship holders need to pay a 2,000€ tuition fee for the first SINReM year**. Tuition fees for the second SINReM year are also 2,000€. The deadline for EEA\* and Swiss students to submit your SINReM application for a consortium scholarship is 28 February 2026. The deadline for EEA\* and Swiss students to submit your SINReM application as a self-funding student is **15 June 2026**.

\*European Economic Area

**Please do not apply for a consortium scholarship if your financial situation does not allow you to follow the SINReM programme with this partial scholarship.**

Select "SINReM scholarship" to apply for an SINReM consortium scholarship. Do not add documents in the context of your scholarship application or your self-supporting resources here. Scholarship selection is based on your degree(s), Transcript of Records, summary of bachelor's/master's thesis, CV, and motivation letter uploaded in other sections of this application form.

If you are not willing or able to follow the SINReM programme as a self-funding student, select Self-supporting student "No".

If you are willing and able to follow the SINReM programme as a self-funding student, select Self-supporting student "Yes". Indicate in the application portal what your financial resources are in case you want to enroll as a self-supporting student, then click "Save and continue".

**Indicating that you are willing and able to fund your studies yourself will not decrease your chances of being selected for a scholarship.**

The estimated total cost of the SINReM programme is approximately 40,000€ for non-EEA and non-Swiss students and 30,000€ for EEA and Swiss students. The estimated total cost includes the **programme participation cost, travel costs to/from/within Europe, and living costs** of around 1,000 euro per month.

If you need to apply for a visa, you will have to prove sufficient means of subsistence during your studies. Find more information at:

<https://www.ugent.be/prospect/en/administration/visa-residencepermit-insurance/visa/subsistence.htm>

## APPLICANT

Enrolments > Enrolment application > Scholarship

### Scholarships

Scholarships (tick the scholarships you want to apply for and drag them into the order of your preference)

+ ☒ EIT Raw Materials AVSA scholarship, more information can be found here

Here you can add documents in the context of your scholarship application or your self-supporting resources:

Add document

| Type         | Remark | Creationdate | Download |
|--------------|--------|--------------|----------|
| No documents |        |              |          |

Self-supporting student \*

Yes

Will you be a self-supporting student? Or in case you apply for a scholarship and you are not awarded or not eligible for this scholarship, will and can you join the programme as a self-supporting student? For example will you apply for a scholarship not offered by the programme (e.g. a scholarship from your own country)? Or will your family support you financially or do you have enough own savings? Or will your current employer keep paying your salary during your studies? The answer to this question will not affect your chances for a scholarship in any way.

Indicate here which financial resources you will use to fund your studies as a self-supporting student. Will you apply for a scholarship not offered by the programme (for example a scholarship from your own country)? Or will your family support you financially or do you have enough own savings? Or will your current employer keep paying your salary during your studies? In case you want to add documents, you can upload them via 'Add documents'.

☐ Scholarship

☐ Employer

☒ Family

☐ Individual Sponsor - own resources

☐ Other financial means

back to overview

previous

save and continue

?

## Motivation

Select "Motivation as attachment" and click "Add document". Click "Bestand kiezen" (or Choose File) to upload your motivation letter as a PDF document of maximum 1 A4 page. **Motivation letters longer than 1 A4 page will not be read.**

## APPLICANT

Enrolments > Enrolment application > Motivatie

### Motivation

Motivate why you wish to join the programme. Motivate why you deserve an Erasmus Mundus or AVSA scholarship in case you apply for one. Please add the motivation letter as an attachment. The letter should not be longer than 1 A4 page and should be addressed to the SINReM Student Selection Committee.

☐ Motivation in text format (maximum 1000 characters)

☒ Motivation as attachment

Add document

| Type | Remark | Creationdate | Download                 |
|------|--------|--------------|--------------------------|
|      |        | 13-09-2022   | <a href="#">Download</a> |

back to overview

previous

save and continue

?

There is no fixed template or number of words for the motivation letter but it should be addressed to the SINReM Student Selection Committee. In the letter explain why you are a suitable student for the SINReM programme, describe how your previous education and experience is relevant for the SINReM programme and describe your future plans. If applicable, justify why you deserve a SINReM consortium scholarship.

Click "Save and continue".

## Final check and submission

Check all boxes. Enrolling to the SINReM programme includes automatic subscription to a valid Belgian health insurance policy. In case you are a self-funding student or you are selected for a SINReM consortium scholarship, you will have to prove sufficient means of subsistence during your studies before enrolment.

Click "Submit your enrolment application".

### APPLICANT

[Enrolments](#) > [Enrolment application](#) > Submit your enrolment application

#### Submit your enrolment application

Enrolment application for 2024-2025: International Master of Science in Sustainable and Innovative Natural Resource Management

- ☒ I hereby certify that the information provided in this application is **accurate and complete**. I understand that inaccurate or incomplete information may affect my enrolment. Misrepresentation of this information is ground for admission denial, expulsion from Ghent University or cancellation of the scholarship (when applicable).
- ☒ I understand that, as an international student in Belgium, I am required by **Belgian Law** to prove that I am covered by a valid health insurance policy.
- ☒ I confirm that I will possess **substantial financial** and material means to support myself for the complete duration of my stay as a student and therefore I acknowledge that I cannot claim financial or material aid from Ghent University. Proof can be required at the time of enrolment.
- ☒ I, the undersigned, hereby give my consent to the Selection Committee of the International Master of Science in Sustainable and Innovative Natural Resource Management and the International Admissions Desk, Office for Student Administration and Study Programmes, Department of Educational Affairs of Ghent University to request information about my academic qualifications and professional experience, as stated in this application, for the purpose of collecting and verifying this information in relation to my application.

If you would like more information about the processing of your personal data by UGent, please click [here](#). You can change your privacy preferences in the OASIS web application for students after enrolment.

[back to overview](#)

[previous](#)

[Submit your enrolment application](#)





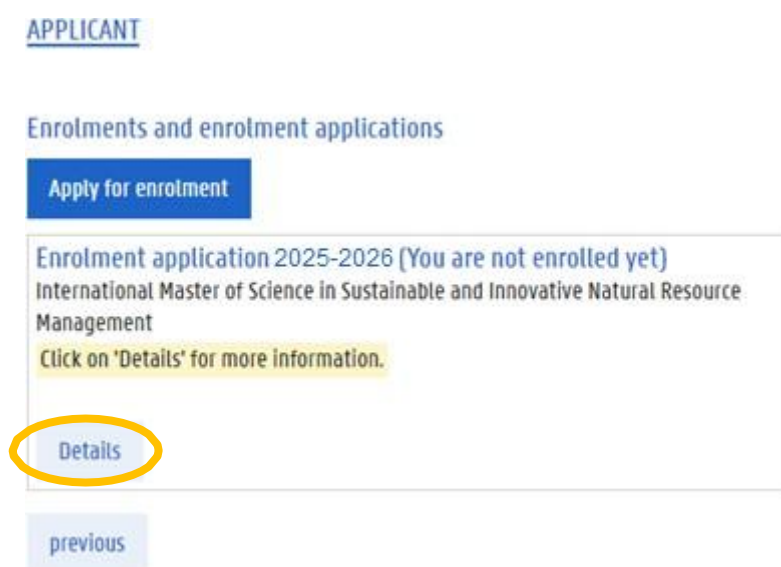
## Step 5: OASIS – Application status

Now you have submitted your application and the SINReM Student Selection Committee will check your file and decide on academic admission and scholarship selection. You will be informed via email by **15 April 2026** about the admission and scholarship selection outcome.

If successful, you will be sent instructions on how to obtain your Ghent University Letter of Admission. Although you have successfully submitted your application form, you are not yet enrolled. In the case you are selected for admission (and you have received your Letter of Admission) you will be able to finalize your enrollment in August 2026.

You can check the status of your application at any time by clicking “Details”. Before the SINReM Student Selection Committee has checked and approved your English language certificate, you will see the message “The language proof of English that you added will be verified by the administration”. This will disappear as soon as your language certificate has been verified.

In case you decide to withdraw your application at any time click “Stop”.



**We wish you the best of luck with your application!**

**Best wishes,**

**The SINReM Management Team**